

# **MEN'S EUROPEAN HANDBALL CHAMPIONSHIP 25.1. – 3.2. 2002 SWEDEN**

## **DOCUMENTATION**

### **QUANTITATIVE ANALYSIS CUMULATIVE STATISTICS**

CRO	p 2
CZE	p 4
DEN	p 6
ESP	p 8
FRA	p 10
GER	p 12
ISL	p 14
ISR	p 16
POL	p 18
POR	p 20
RUS	p 22
SLO	p 24
SUI	p 26
SWE	p 28
UKR	p 30
YUG	p 32



# 5th EUROPEAN HANDBALL CHAMPIONSHIP / EURO 2002 CUMULATIVE STATISTICS

## Croatia (CRO)

After 3 Matches

Coach: MIKOVIC Josip

YC Coach: 1

Time outs: 3

Avg. Time outs: 1.0

No.	Name	M	Total			All Goals / Shots						Punishments					Offence			Defence			TP			
			Goals	Shots	%	7mP	7m%	6mC	Wing	BT	9m	FB	YC	RC	2M	2+2	EX	AS	R7	TF	ST	BS		P7		
1	KELENTRIC,MARIO	3																						00:34:07		
2	BALTIC,TIHOMIR	3	2	6	33			/1	/2																01:18:25	
3	SULIC,RENATO	3	3	6	50			2/4		0/1	1/1	1		4						5	5	2	1	1	01:30:33	
4	BALIC,IVANO	3	3	6	50				/1	2/4	1/1			1						11	1	2	1		01:20:06	
5	JOVIC,BOZIDAR	3	3	6	50			3/4												3		2	2	1	2	01:16:49
7	ZRNIC,VEDRAN	3	6	8	75			1/1	4/5	0/1	1/1									3	1	4	2		1	01:41:47
8	BILIC,ZVONIMIR	3	16	30	53	6/7	86													8	1	6				01:54:18
9	KOS,IGOR	1																								00:00:53
10	DOMINIKOVIC,DAVOR	3	2	6	33				/1	1/1	0/3	1/1	3		2					3	2	2	1	3	5	01:13:45
11	DZOMBA,MIRZA	2	2	7	29			/1	1/3	0/2	1/1									1	1	1			1	01:15:44
14	VALCIC,TONCI	1	2	2	100					2/2										1		1				00:10:42
15	GOLUZA,SLAVKO	3	15	27	56	9/9	100	1/2	1/1	4/15				1						13	2	8				02:04:20
16	MATOSEVIC,VALTER	3																		1		1	1			02:25:53
17	SPREM,GORAN	3	5	8	63				2/4	1/1	2/3	1								1		1				01:39:03
19	METLICIC,PETAR	3	11	25	44				/1	9/22	2/2	2		4						10	3	10	3	1	3	02:33:35
Totals			70	137	51	15/16	94	7/13	8/18	4/4	25/71	11/15	7		13					61	16	40	11	6	12	03:00:00

	Goalkeepers	M	Total			ALL Saves / Shots							9m			FB
			Saves	Shots	%	7mP	7m%	6mC	Wing	BT	NS	NS%	9m	9m%		
1	Kelentric,Mario	3	3	24	13	/2	0	/1	2/7	/2	2/10	20	1/9	11	0/3	
16	Matosevic,Valter	3	32	100	32	5/10	50	3/14	6/19	/7	9/40	23	16/36	44	2/14	
Totals			35	124	28	5/12	42	3/15	8/26	/9	11/50	22	17/45	38	2/17	

### Attacks

Team	All		Majority		Minority		Pos.		FB		Ind. FB		Team FB		TF	TF %
	G/Att.	%	G/Att.	%	G/Att.	%	G/Att.	%	G/Att.	%	G/Att.	%	G/Att.	%		
CRO	70/161	43	14/27	52	5/15	33	59/136	43	11/25	44	1/1	100	10/24	42	43	27

### Key:

<b>6mC</b> : 6 Metre Centre Shots	<b>Wing</b> : Wing Shots	<b>9m</b> : 9 Metre Shots	<b>7mP</b> : 7 Metre Penalty Shots
<b>FB</b> : All Fast Breaks	<b>BT</b> : Breakthroughs	<b>EX</b> : Exclusions	<b>%</b> : Efficiency
<b>Pos.</b> : Position Attacks	<b>RC</b> : Red Cards	<b>2M</b> : 2 Minute Suspensions	<b>YC</b> : Yellow Cards
<b>Ind. FB</b> : Individual Fast Break	<b>Team FB</b> : Team Fast Breaks	<b>TP</b> : Time Played	<b>TF</b> : Technical Faults
<b>Prop %</b> : Proportion of Goals	<b>ST</b> : Steals	<b>R7</b> : Received 7m-Fouls	<b>P7</b> : Penalty Fouls
<b>AS</b> : Assists	<b>BS</b> : Blocked Shots	<b>Majority</b> : Player Majority	<b>Minority</b> : Player Minority
<b>G / Att.</b> : Goals / Attacks	<b>2+2</b> : 2+2 Minute Suspensions	<b>NS</b> : Near Shots (incl, 6mC, BT, Wing)	



# 5th EUROPEAN HANDBALL CHAMPIONSHIP / EURO 2002

## CUMULATIVE STATISTICS

### Croatia (CRO)

After 3 Matches

#### Overview of Shot Distribution

Players Goals/Shots

2 BALTIC, TIHOMIR

	/1	
	/1	
1/3		1/1

3 SULIC, RENATO

1/2	/2	2/2

4 BALIC, IVANO

1/1		
1/2		
1/2		

1-Missed

5 JOVIC, BOZIDAR

/1		
		1/1
1/2		1/1

1-Missed

7 ZRNIC, VEDRAN

2/2		
1/1		
1/2		2/2

1-Post

8 BILIC, ZVONIMIR

1/1		1/1
/1		1/3
6/9	/3	7/9

2-Missed 1-Post

9 KOS, IGOR


10 DOMINIKOVIC, DAVOR

		1/2
/2	1/1	

1-Missed

11 DZOMBA, MIRZA

1/1		
		1/1
/2	/1	/2

14 VALCIC, TONCI

		1/1
1/1		

15 GOLUZA, SLAVKO

6/6	2/3	1/2
/2	/2	/1
4/6	1/2	1/1

1-Post 1-Blocked

17 SPREM, GORAN

	1/1	
1/2		
2/3	1/1	

1-Missed

19 METLICIC, PETAR

1/3		2/3
1/1		1/2
3/5		3/5

1-Missed 1-Post 4-Blocked

#### Goalkeepers

Goals/Shots

2/8	1/6	4/12
7/16	3/3	1/7
10/32	3/14	4/26

6-missed 6-Blocked

1 Kelentric, Mario

1/2	/3	1/3
		/1
1/6	/1	/8

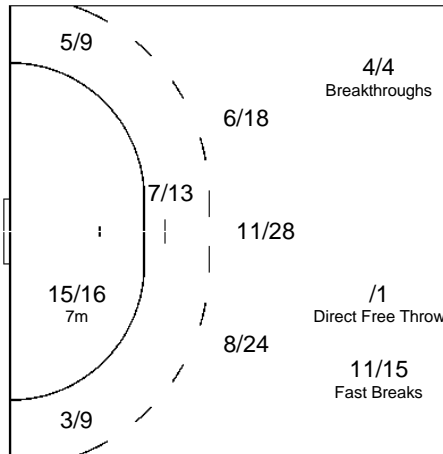
1-missed 1-Blocked

16 Matosevic, Valter

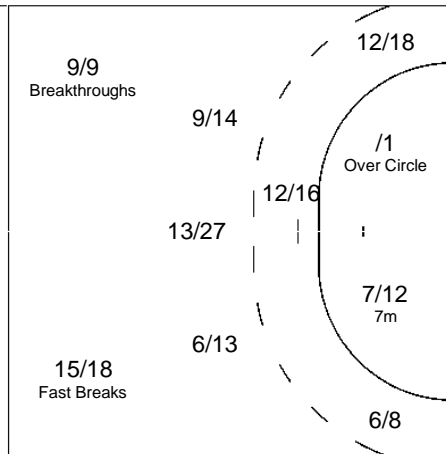
1/6	1/3	3/9
7/16	3/3	1/6
9/26	3/13	4/18

5-missed 5-Blocked

#### Offence



#### Defence



Team

Goals/Shots

12/15	3/5	5/8
4/9	/3	5/9
21/39	3/10	17/23

7-missed 4-Post 5-Blocked



# 5th EUROPEAN HANDBALL CHAMPIONSHIP / EURO 2002

## CUMULATIVE STATISTICS

### Czechia (CZE)

After 7 Matches

Coach: HABER Vladimír

Time outs: 8 Avg. Time outs: 1.1

No.	Name	M	Total			All Goals / Shots							Punishments					Offence			Defence			TP		
			Goals	Shots	%	7mP	7m%	6mC	Wing	BT	9m	FB	YC	RC	2M	2+2	EX	AS	R7	TF	ST	BS	P7			
1	STOCHL,JAN	2																							00:16:47	
2	NOCAR,KAREL	7	18	31	58	2/4	50	3/5	3/9	1/1	2/4	7/8	4	5			6	2	10	1	2	7			05:22:32	
4	LACLAVIK,TOMAS	7	15	27	56			/1	11/18		1/2	3/6			6		6	2	5	2	1	2			04:13:58	
5	ZEMANEK,JAROSLAV	6	3	10	30				1/1		2/9			1			9	1	4	1		3			01:27:23	
6	SETLÍK,MARTIN	6	7	14	50	3/5	60	4/6			0/2	/1	4	7			5	1	2	3	4	2			04:37:23	
7	FARÁR,ROMAN	7	5	8	63					1/1	4/7		3	3			7	4	7	1	5	7			03:37:47	
8	RADČENKO,ALEXANDR	7	24	50	48			3/6	/1	1/1	20/42		3	1			37		17	5	1	1			05:13:42	
9	JICHA,FILIP	7	14	41	34	/1	0	1/2	1/1	4/5	8/32		2				7		7		1	3			02:35:02	
10	FILIP,JAN	7	44	65	68	9/14	64	4/4	19/27		2/8	10/12	3	3			7	5	7	6		7			06:33:36	
11	HEINZ,KAMIL	4	13	28	46	1/2	50	2/2	2/3	1/1	7/19	/1		1			12	1	6			1			01:57:08	
12	SLABY,MILOS	5																							02:17:11	
13	BERKA,MILAN	7	12	35	34			1/3		/1	10/29	1/2		2			14	1	7			1			01:49:20	
14	SUMA,VLADIMIR	4	15	27	56			1/1	2/3	2/2	9/20			1	1		7	3	9			1			02:01:46	
15	MRÁZ,ALOIS	3	5	8	63						5/8						5	3	3			1			00:48:35	
16	GALIA,MARTIN	7		1	0						0/1			1					1						04:28:32	
17	STEFAN,PAVEL	4	5	9	56			3/5	1/1		1/3		1	5			1	3	2	2	1	1			01:39:18	
Totals			180	354	51	15/26	58	22/35	40/64	10/12	71/186	21/30	20	1	36			123	26	88	21	16	36			07:00:00

	Goalkeepers	M	Total			ALL Saves / Shots							9m	9m%	FB
			Saves	Shots	%	7mP	7m%	6mC	Wing	BT	NS	NS%			
1	Stochl,Jan	2	3	12	25	/1	0		1/5		1/5	20	2/4	50	0/2
12	Slaby,Milos	5	42	105	40	3/11	27	5/12	6/26	/4	11/42	26	28/41	68	0/11
16	Galia,Martin	7	67	200	34	6/23	26	10/28	19/57	1/11	30/96	31	27/62	44	4/19
Totals			112	317	35	9/35	26	15/40	26/88	1/15	42/143	29	57/107	53	4/32

### Attacks

Team	All		Majority		Minority		Pos.		FB		Ind. FB		Team FB		TF	TF %
	G/Att.	%	G/Att.	%	G/Att.	%	G/Att.	%	G/Att.	%	G/Att.	%	G/Att.	%		
CZE	180/393	46	34/57	60	23/52	44	159/357	45	21/36	58	3/3	100	18/33	55	90	23

### Key:

<b>6mC</b> : 6 Metre Centre Shots	<b>Wing</b> : Wing Shots	<b>9m</b> : 9 Metre Shots	<b>7mP</b> : 7 Metre Penalty Shots
<b>FB</b> : All Fast Breaks	<b>BT</b> : Breakthroughs	<b>EX</b> : Exclusions	<b>%</b> : Efficiency
<b>Pos.</b> : Position Attacks	<b>RC</b> : Red Cards	<b>2M</b> : 2 Minute Suspensions	<b>YC</b> : Yellow Cards
<b>Ind. FB</b> : Individual Fast Break	<b>Team FB</b> : Team Fast Breaks	<b>TP</b> : Time Played	<b>TF</b> : Technical Faults
<b>Prop %</b> : Proportion of Goals	<b>ST</b> : Steals	<b>R7</b> : Received 7m-Fouls	<b>P7</b> : Penalty Fouls
<b>AS</b> : Assists	<b>BS</b> : Blocked Shots	<b>Majority</b> : Player Majority	<b>Minority</b> : Player Minority
<b>G / Att.</b> : Goals / Attacks	<b>2+2</b> : 2+2 Minute Suspensions	<b>NS</b> : Near Shots (incl. 6mC, BT, Wing)	



# 5th EUROPEAN HANDBALL CHAMPIONSHIP / EURO 2002

## CUMULATIVE STATISTICS

### Czechia (CZE)

After 7 Matches

#### Overview of Shot Distribution

Players Goals/Shots

2 NOCAR,KAREL

3/3		1/2
1/4		
1/2	3/4	9/11

3-Missed 1-Post

4 LACLAVIK,TOMAS

/1	/2	4/4
2/2		1/3
3/6	1/2	4/5

2-Post

5 ZEMANEK,JAROSLAV

	2/3	/1
1/2		

2-Post 2-Blocked

6 SETLÍK,MARTIN

2/2		1/1
		/1
1/1	2/3	1/1

4-Post

7 FARÁR,ROMAN

2/2		
/1		1/1
1/1		1/1

1-Missed 1-Blocked

8 RADCENKO,ALEXANDR

1/2	/2	3/4
	1/2	4/5
5/7	4/6	6/7

3-Missed 12-Blocked

9 JICHA,FILIP

4/5	/2	1/2
/3	/2	2/4
4/7	1/3	2/3

1-Missed 5-Post

10 FILIP,JAN

7/10	2/2	6/8
6/7	1/4	5/8
6/6	5/7	6/7

3-Missed 2-Post

11 HEINZ,KAMIL

1/1	2/3	
	2/5	2/2
3/4	1/1	2/3

3-Missed 1-Post 5-Blocked

13 BERKA,MILAN

1/1	/1	2/3
/2	1/5	/2
6/6	1/3	1/1

3-Missed 5-Post 3-Blocked

14 SUMA,VLADIMIR

1/1	1/1	/1
	1/1	/1
5/6	2/2	5/6

3-Missed 2-Post 3-Blocked

15 MRÁZ,ALOIS

1/1		2/2
		1/1
		1/1

3-Missed

17 STEFAN,PAVEL

1/1		
	1/1	1/3
		2/2

1-Post 1-Blocked

#### Goalkeepers

Goals/Shots

5/24	7/15	7/20
11/24	14/20	10/17
14/70	24/49	15/73

23-missed 18-Post 13-Blocked

1 Stochl,Jan

/2	/3	
/2	1/1	1/3

2-missed

12 Slaby,Milos

1/5	1/2	4/9
5/8	10/11	2/4
4/25	8/13	7/28

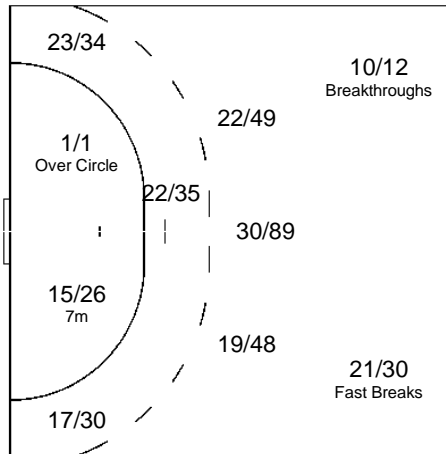
8-missed 9-Post 6-Blocked

16 Galia,Martin

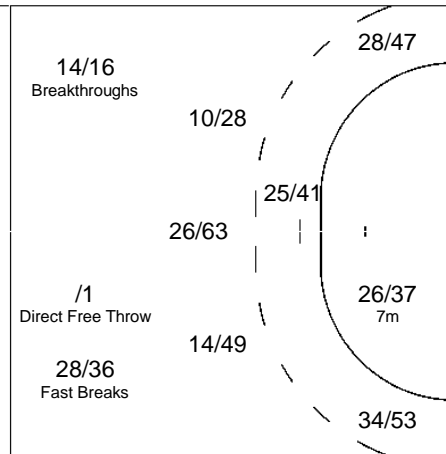
4/19	6/13	3/11
6/14	4/6	8/13
10/43	15/35	7/42

13-missed 9-Post 7-Blocked

#### Offence



#### Defence



Team

Goals/Shots

24/30	5/13	20/27
9/19	9/23	17/32
36/48	20/31	40/48

24-missed 25-Post 27-Blocked



# 5th EUROPEAN HANDBALL CHAMPIONSHIP / EURO 2002

## CUMULATIVE STATISTICS

### Denmark (DEN)

After 8 Matches

Coach: WINTHER Torben

Time outs: 9 Avg. Time outs: 1.1

No.	Name	M	Total			All Goals / Shots							Punishments					Offence			Defence			TP
			Goals	Shots	%	7mP	7m%	6mC	Wing	BT	9m	FB	YC	RC	2M	2+2	EX	AS	R7	TF	ST	BS	P7	
1	HVIDT,KASPER	7															2			1			05:15:18	
3	JEPPESEN,LARS KROG	8	30	55	55				3/5	3/6	18/38	6/6	6		6		29	6	13	6	21	8	05:53:58	
4	JORGENSEN,KLAVS BR	8	22	57	39	2/5	40		3/4	1/2	16/45	/1		2		21	2	13	2		3	03:11:45		
5	LAEN,TORSTEN	7	3	5	60			2/3				1/2	5	1	6		1		2	4	7	3	02:13:48	
6	JORGENSEN,LARS	8	12	15	80			7/8		/1		5/6	2	1	7		5	3	2	4	9	6	03:54:45	
7	BOESEN,LASSE	8	14	26	54			1/1	6/8		6/13	1/4	1		1		4	1	6	1	1	3	02:39:06	
9	CHRISTIANSEN,LARS	8	43	58	74	6/12	50	1/3	24/30			12/13	1		4		8		3	5		3	06:26:07	
10	BOLDSSEN,JOACHIM	8	22	39	56			5/6	2/3	4/4	9/23	2/2	3		1		18		7	7	7	3	05:02:22	
12	ASMUSSEN,KRISTIAN	1													1								00:16:28	
13	SPELLERBERG,BO DYE	6	1	6	17				/1	1/1	0/4				2		5	1	4				01:00:28	
14	KNUDSEN,MICHAEL V.	8	15	30	50			15/30							3		1	7	7	2	4		02:51:52	
15	JAKOBSEN,CLAUS M.	8	6	26	23					2/5	4/21				1	4	15	3	7		4	4	02:45:58	
16	PEDERSEN,MICHAEL B	7															1		1				02:30:22	
17	STRYGER,SØREN	7	23	42	55	5/8	63	2/3	8/17		0/3	7/10			2		4	1	4	3	2		05:54:53	
18	HJERMIND,CHRISTIAN	2	4	7	57	/1	0		1/1		1/2	2/3	2						1	4			00:48:58	
19	FLENSBORG,CLAUS	7	17	27	63				5/6	3/3	8/16	1/1	2		4		14	2	10	3	3	6	05:13:52	
Totals			212	393	54	13/26	50	33/54	52/75	14/22	62/165	37/48	22	3	43		128	26	80	42	58	39	08:00:00	

	Goalkeepers	M	Total			ALL Saves / Shots							9m	9m%	FB
			Saves	Shots	%	7mP	7m%	6mC	Wing	BT	NS	NS%			
1	Hvidt,Kasper	7	57	173	33	4/19	21	5/27	4/13	/6	9/47	19	44/94	47	0/13
12	Asmussen,Kristian	1	3	13	23	/1	0	1/3		/1	1/4	25	2/5	40	0/3
16	Pedersen,Michael Bruun	7	42	105	40	7/18	39	6/22	7/13	2/5	15/40	38	19/38	50	1/9
Totals			102	291	35	11/38	29	12/52	11/26	2/12	25/91	27	65/137	47	1/25

### Attacks

Team	All		Majority		Minority		Pos.		FB		Ind. FB		Team FB		TF	TF %
	G/Att.	%	G/Att.	%	G/Att.	%	G/Att.	%	G/Att.	%	G/Att.	%	G/Att.	%		
DEN	212/413	51	40/73	55	28/55	51	175/360	49	37/53	70	10/11	91	27/42	64	81	20

### Key:

<b>6mC</b> : 6 Metre Centre Shots	<b>Wing</b> : Wing Shots	<b>9m</b> : 9 Metre Shots	<b>7mP</b> : 7 Metre Penalty Shots
<b>FB</b> : All Fast Breaks	<b>BT</b> : Breakthroughs	<b>EX</b> : Exclusions	<b>%</b> : Efficiency
<b>Pos.</b> : Position Attacks	<b>RC</b> : Red Cards	<b>2M</b> : 2 Minute Suspensions	<b>YC</b> : Yellow Cards
<b>Ind. FB</b> : Individual Fast Break	<b>Team FB</b> : Team Fast Breaks	<b>TP</b> : Time Played	<b>TF</b> : Technical Faults
<b>Prop %</b> : Proportion of Goals	<b>ST</b> : Steals	<b>R7</b> : Received 7m-Fouls	<b>P7</b> : Penalty Fouls
<b>AS</b> : Assists	<b>BS</b> : Blocked Shots	<b>Majority</b> : Player Majority	<b>Minority</b> : Player Minority
<b>G / Att.</b> : Goals / Attacks	<b>2+2</b> : 2+2 Minute Suspensions	<b>NS</b> : Near Shots (incl. 6mC, BT, Wing)	



# 5th EUROPEAN HANDBALL CHAMPIONSHIP / EURO 2002

## CUMULATIVE STATISTICS

### Denmark (DEN)

After 8 Matches

#### Overview of Shot Distribution

Players Goals/Shots

3 JEPPESEN,LARS KROG

2/3	2/2	1/2
/4	1/1	3/3
8/11	2/2	10/14

2-Missed 3-Post 6-Blocked

4 JORGENSEN,KLAVS BR

4/6		2/3
/2	/1	2/3
7/11	1/5	6/6

2-Missed 5-Post 12-Blocked

5 LAEN,TORSTEN

/2		1/1
	2/2	

6 JORGENSEN,LARS

	1/1	1/1
1/1		/1
2/2	4/4	3/4

1-Missed

7 BOESEN,LASSE

/1	1/2	4/5
1/1	/1	1/1
3/4	/1	4/4

2-Missed 1-Post 3-Blocked

9 CHRISTIANSEN,LARS

	5/6	/1
1/5	1/3	3/5
5/5	2/2	26/26

3-Missed 2-Post

10 BOLDSSEN,JOACHIM

/1	2/2	1/2
1/2	/2	
6/9	6/7	6/6

2-Missed 4-Post 2-Blocked

13 SPELLERBERG,BO DYI

1/1	/1	/2

1-Blocked

14 KNUDSEN,MICHAEL V.

	/3	3/3
	1/2	1/3
3/3	5/8	2/3

2-Missed 3-Post

15 JAKOBSEN,CLAUS M.

	/1	1/1
2/2		/2
1/3	/2	2/3

2-Missed 3-Post 7-Blocked

17 STRYGER,SÖREN

4/4	2/3	3/5
1/3	/1	/1
4/5	5/7	4/4

5-Missed 3-Post 1-Blocked

18 HJERMIND,CHRISTIAN

1/2		
		/1
2/2		1/1

1-Missed

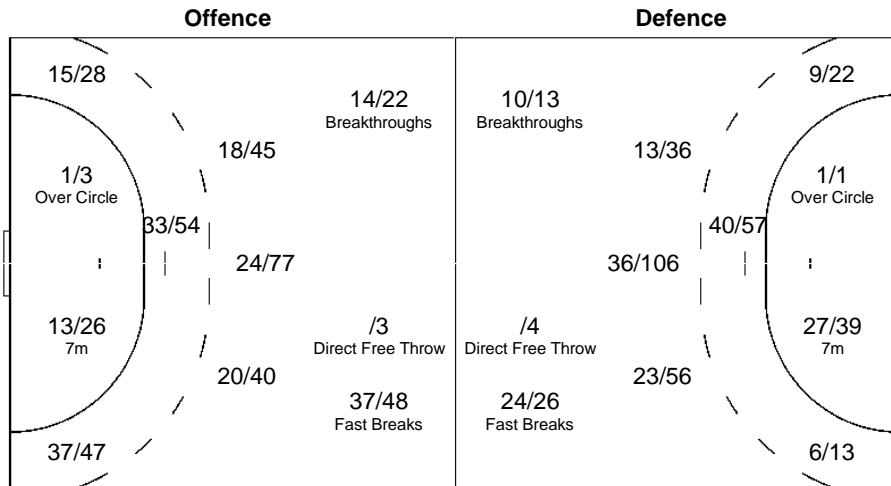
19 FLENSBORG,CLAUS

1/1	/2	2/2
8/10	/3	6/6

1-Post 2-Blocked

Team		
Goals/Shots		
11/17	13/20	16/23
8/23	3/13	13/23
50/66	27/44	70/79

22-missed 25-Post 34-Blocked



#### Goalkeepers

Goals/Shots		
7/22	6/26	7/19
8/21	17/23	8/19
18/49	10/33	18/76

17-missed 17-Post 47-Blocked

1 Hvidt,Kasper

3/14	4/16	3/11
6/12	9/14	4/7
10/31	5/15	12/52

15-missed 10-Post 35-Blocked

12 Asmussen,Kristian

	/2	1/1
1/1		
/1	/4	/3

1-Post 2-Blocked

16 Pedersen,Michael Bruun

4/8	2/8	3/7
1/8	8/9	4/12
8/17	5/14	6/21

2-missed 6-Post 10-Blocked



# 5th EUROPEAN HANDBALL CHAMPIONSHIP / EURO 2002

## CUMULATIVE STATISTICS

### Spain (ESP)

After 7 Matches

Coach: ARGILES Cesar

YC Coach: 1

Time outs: 12 Avg. Time outs: 1.7

No.	Name	M	Total			All Goals / Shots							Punishments					Offence			Defence			TP	
			Goals	Shots	%	7mP	7m%	6mC	Wing	BT	9m	FB	YC	RC	2M	2+2	EX	AS	R7	TF	ST	BS	P7		
1	HOMBRADOS,JOSE JA	4																							02:28:47
2	URDIALES,SANTIAGO	4	8	14	57				3/8	2/2		3/4					3	1	1	1		1			02:04:23
3	PRIETO,CARLOS	6	8	14	57			6/10			0/1	2/3	2		4	1		2	1		2	5	4		02:33:12
4	GUIJOSA,RAFAEL	7	27	42	64	12/16	75	1/1	6/16	1/1	1/2	6/6			1			1	2	6	4		1		05:16:20
6	O'CALLAGHAN,XAVIER	7	11	21	52				1/2	6/7	4/11	/1	1					11	4	9	3		2		02:23:12
8	OLALLA,IESUS	5	3	9	33					1/1	1/4	1/4	2		3			2		1			2		01:27:59
9	GARRALDA,MATEO	7	23	52	44				1/4	7/8	15/38	/2	3		3			19	2	14	1	14	3		04:38:02
11	LOZANO,DEMETRIO	7	15	31	48			1/2		4/4	10/24	/1	1		6			12	3	11	3	4	5		04:04:09
12	MARTINEZ,JORGE																								
13	HERNANDEZ,FERNAND	7	23	32	72	4/4	100	1/2	10/16	2/2		6/8	1		2			6		7	3		3		04:21:05
14	PEREZ,JUAN	6	6	8	75			3/4			0/1	3/3	5		5			4	3	5	2	13	1		02:33:24
15	COLON,MANUEL	7	9	18	50			7/15			1/1	1/2			2			6	6	5	3	1	1		02:41:18
16	BARRUFET,DAVID	6																2		1					04:31:02
17	ENTRERRIOS,ALBERTO	7	26	53	49				1/2	5/8	18/40	2/3	5	1	7			14	4	20	2	2	2		04:32:47
18	ROMERO,IKER	7	8	26	31					1/1	5/22	2/3						2		7	1	1			01:29:24
20	ORTEGA,ANTONIO CAR	5	19	27	70	4/6	67	2/2	2/3	2/2	5/10	4/4						13		11	7				03:54:56
Totals			186	347	54	20/26	77	21/36	24/51	31/36	60/154	30/44	20	1	33	1		97	26	98	32	40	25		07:00:00

	Goalkeepers	M	Total			ALL Saves / Shots							9m	9m%	FB
			Saves	Shots	%	7mP	7m%	6mC	Wing	BT	NS	NS%			
1	Hombrados,Jose Javier	4	40	102	39	3/9	33	3/14	9/20	1/13	13/47	28	21/37	57	3/9
12	Martinez,Jorge														
16	Barrufet,David	6	62	173	36	4/14	29	9/25	8/19	5/26	22/70	31	30/59	51	6/30
Totals			102	275	37	7/23	30	12/39	17/39	6/39	35/117	30	51/96	53	9/39

### Attacks

Team	All		Majority		Minority		Pos.		FB		Ind. FB		Team FB		TF	TF %
	G/Att.	%	G/Att.	%	G/Att.	%	G/Att.	%	G/Att.	%	G/Att.	%	G/Att.	%		
ESP	186/388	48	32/65	49	11/46	24	156/333	47	30/55	55	7/8	88	23/47	49	99	26

### Key:

<b>6mC</b> : 6 Metre Centre Shots	<b>Wing</b> : Wing Shots	<b>9m</b> : 9 Metre Shots	<b>7mP</b> : 7 Metre Penalty Shots
<b>FB</b> : All Fast Breaks	<b>BT</b> : Breakthroughs	<b>EX</b> : Exclusions	<b>%</b> : Efficiency
<b>Pos.</b> : Position Attacks	<b>RC</b> : Red Cards	<b>2M</b> : 2 Minute Suspensions	<b>YC</b> : Yellow Cards
<b>Ind. FB</b> : Individual Fast Break	<b>Team FB</b> : Team Fast Breaks	<b>TP</b> : Time Played	<b>TF</b> : Technical Faults
<b>Prop %</b> : Proportion of Goals	<b>ST</b> : Steals	<b>R7</b> : Received 7m-Fouls	<b>P7</b> : Penalty Fouls
<b>AS</b> : Assists	<b>BS</b> : Blocked Shots	<b>Majority</b> : Player Majority	<b>Minority</b> : Player Minority
<b>G / Att.</b> : Goals / Attacks	<b>2+2</b> : 2+2 Minute Suspensions	<b>NS</b> : Near Shots (incl. 6mC, BT, Wing)	





# 5th EUROPEAN HANDBALL CHAMPIONSHIP / EURO 2002 CUMULATIVE STATISTICS

## Spain (ESP)

After 7 Matches

### Overview of Shot Distribution

Players Goals/Shots

2 URDIALES,SANTIAGO

2/2	/1	2/2
		/1
1/2	2/2	1/1

1-Missed 2-Post

3 PRIETO,CARLOS

3/3		
1/4	/1	1/2
1/1	1/1	1/1

1-Missed

4 GUIJOSA,RAFAEL

/2	4/6	5/5
/1	1/4	3/4
6/6	1/2	7/7

2-Missed 3-Post

6 O'CALLAGHAN,XAVIER

1/1	/1	2/4
1/1	/1	/1
1/1	1/1	5/6

1-Post 3-Blocked

8 OLALLA,IESUS

/1		1/3
1/1		1/1

1-Missed 2-Blocked

9 GARRALDA,MATEO

8/8	/1	2/3
3/7	/2	2/4
3/5	1/2	4/6

5-Missed 3-Post 5-Blocked

11 LOZANO,DEMETRIO

/1		2/2
	/2	2/5
8/9	1/1	2/2

2-Missed 1-Post 6-Blocked

13 HERNANDEZ,FERNANI

3/4	3/3	3/4
1/1	/2	2/4
6/6	3/3	2/3

1-Missed 1-Post

14 PEREZ,JUAN

		1/1
1/1		/1
2/2		2/3

15 COLON,MANUEL

2/2		
1/2	1/4	
1/1	4/6	

3-Missed

17 ENTRERRIOS,ALBERTO

/1	/1	3/4
/1	/3	1/3
10/12	5/6	7/7

4-Missed 3-Post 8-Blocked

18 ROMERO,IKER

1/1	1/2	1/3
/1		/1
2/2	1/4	2/2

4-Missed 4-Post 2-Blocked

20 ORTEGA,ANTONIO CAI

2/2	1/1	2/2
1/3	2/3	2/2
3/4	2/2	4/5

1-Missed 1-Post 1-Blocked

### Goalkeepers

Goals/Shots

3/18	9/20	4/20
17/24	9/11	19/35
14/50	12/41	12/53

25-missed 17-Post 42-Blocked

1 Hombrados,Jose Javier

1/4	2/8	4/13
7/7	3/4	8/13
3/12	5/18	4/20

11-missed 4-Post 11-Blocked

12 Martinez,Jorge

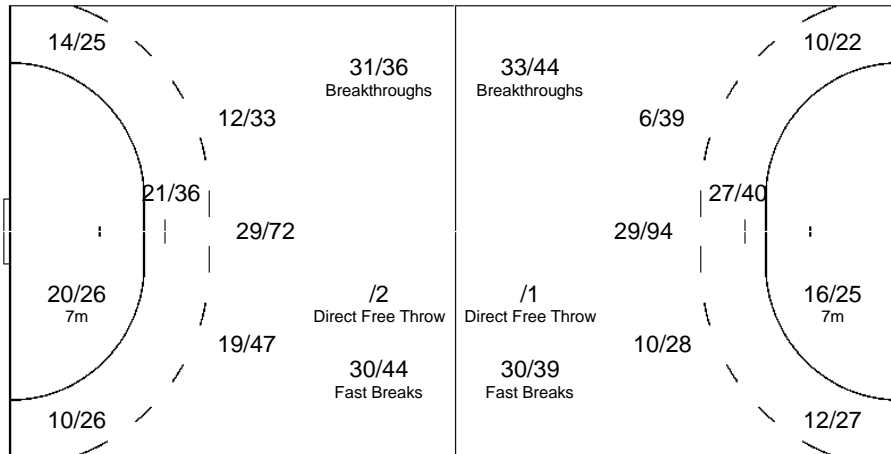

16 Barrufet,David

2/14	7/12	/7
10/17	6/7	11/22
11/38	7/23	8/33

14-missed 13-Post 31-Blocked

### Offence

### Defence



Team

Goals/Shots

22/27	9/16	23/30
9/23	4/22	14/31
45/52	22/30	38/44

25-missed 19-Post 27-Blocked



# 5th EUROPEAN HANDBALL CHAMPIONSHIP / EURO 2002

## CUMULATIVE STATISTICS

### France (FRA)

After 7 Matches

Coach: ONESTA Claude

YC Coach: 1

Time outs: 3

Avg. Time outs: 0.4

No.	Name	M	Total			All Goals / Shots							Punishments					Offence			Defence			TP
			Goals	Shots	%	7mP	7m%	6mC	Wing	BT	9m	FB	YC	RC	2M	2+2	EX	AS	R7	TF	ST	BS	P7	
1	GAUDIN,CHRISTIAN	4																						01:56:10
2	FERNANDEZ,JÉRÔME	7	30	57	53	5/9	56		1/1	6/6	14/36	4/5			1			8	2	14				02:41:02
3	DINART,DIDIER	7													5	8					5	5	4	03:22:55
4	BURDET,CÉDRIC	7	15	32	47	/1	0	1/3	/4	4/4	9/19	1/1	1	3			17	5	14	4	4	2	04:47:46	
5	GILLE,GUILLAUME	7	18	34	53			5/8	1/3	3/4	7/14	2/4	5	6			9	8	10	2	2	9	04:52:53	
6	GILLE,BERTAND	7	26	33	79			13/17	2/2	2/2	2/2	6/9	4	5			12	8	7	11	1	2	05:44:46	
7	KEMPE,CHRISTOPHE	4		2	0			/2									2	2	1				00:19:54	
8	NARCISSE,DANIEL	6	14	25	56				/1	2/2	12/22						7	1	8				01:19:50	
11	GIRAULT,OLIVIER	7	27	39	69	11/14	79		7/13	1/1	0/2	8/9	1	4			12	5	8	8		6	05:46:54	
12	MARTINI,BRUNO	7												2			1						04:52:56	
15	JUNILLON,FRANCK	3	1	3	33					1/1	0/2						1		1				00:40:24	
16	OMEYER,THIERRY	2																					00:14:54	
17	RICHARDSON,JACKSON	7	11	18	61			3/3	1/1	2/4	5/9	/1		3			15		8	7	2		03:35:21	
18	ABATI,JOEL	6	17	30	57	7/13	54	1/1	5/10	1/1	1/2	2/3	1	2			3	4	6	4		3	04:01:43	
19	CAZAL,PATRICK	5	7	19	37				1/3	2/2	4/14				1	3		8	3	11	2		02:14:43	
20	PLANTIN,STÉPHANE	4	14	22	64	3/4	75		7/11			4/7	2	2			2	3	4	4		2	02:27:49	
Totals			180	314	57	26/41	63	23/34	25/49	24/27	54/122	27/39	19	1	39			97	41	92	47	14	28	07:00:00

	Goalkeepers	M	Total			ALL Saves / Shots							9m	9m%	FB
			Saves	Shots	%	7mP	7m%	6mC	Wing	BT	NS	NS%			
1	Gaudin,Christian	4	20	71	28	/7	0	3/9	3/10	1/10	7/29	24	10/21	48	3/14
12	Martini,Bruno	7	59	167	35	4/16	25	8/25	11/24	4/26	23/75	31	25/47	53	7/29
16	Omeyer,Thierry	2	1	9	11	/3	0	/1	/1	/1	/3	0	0/1	0	1/2
Totals			80	247	32	4/26	15	11/35	14/35	5/37	30/107	28	35/69	51	11/45

### Attacks

Team	All		Majority		Minority		Pos.		FB		Ind. FB		Team FB		TF	TF %
	G/Att.	%	G/Att.	%	G/Att.	%	G/Att.	%	G/Att.	%	G/Att.	%	G/Att.	%		
FRA	180/368	49	31/61	51	18/45	40	153/321	48	27/47	57	7/11	64	20/36	56	95	26

### Key:

<b>6mC</b> : 6 Metre Centre Shots	<b>Wing</b> : Wing Shots	<b>9m</b> : 9 Metre Shots	<b>7mP</b> : 7 Metre Penalty Shots
<b>FB</b> : All Fast Breaks	<b>BT</b> : Breakthroughs	<b>EX</b> : Exclusions	<b>%</b> : Efficiency
<b>Pos.</b> : Position Attacks	<b>RC</b> : Red Cards	<b>2M</b> : 2 Minute Suspensions	<b>YC</b> : Yellow Cards
<b>Ind. FB</b> : Individual Fast Break	<b>Team FB</b> : Team Fast Breaks	<b>TP</b> : Time Played	<b>TF</b> : Technical Faults
<b>Prop %</b> : Proportion of Goals	<b>ST</b> : Steals	<b>R7</b> : Received 7m-Fouls	<b>P7</b> : Penalty Fouls
<b>AS</b> : Assists	<b>BS</b> : Blocked Shots	<b>Majority</b> : Player Majority	<b>Minority</b> : Player Minority
<b>G / Att.</b> : Goals / Attacks	<b>2+2</b> : 2+2 Minute Suspensions	<b>NS</b> : Near Shots (incl. 6mC, BT, Wing)	



# 5th EUROPEAN HANDBALL CHAMPIONSHIP / EURO 2002 CUMULATIVE STATISTICS

## France (FRA)

After 7 Matches

### Overview of Shot Distribution

Players Goals/Shots

2 FERNANDEZ, JÉRÔME

3/5	1/3	2/5
1/4	/1	1/1
15/16	2/4	5/6

8-Missed 3-Post 1-Blocked

3 DINART, DIDIER


4 BURDET, CÉDRIC

2/2	/1	2/2
/2	/1	2/2
5/6	1/2	3/5

1-Missed 3-Post 5-Blocked

5 GILLE, GUILLAUME

1/2	/1	/2
2/2	/2	5/7
5/7	/1	5/5

2-Missed 3-Post

6 GILLE, BERTAND

1/2	3/5	2/3
1/2		2/2
11/12	1/1	5/5

1-Post

7 KEMPE, CHRISTOPHE


2-Missed

8 NARCISSE, DANIEL

1/3	1/1	2/3
		1/2
3/3	1/1	5/5

2-Missed 2-Post 3-Blocked

11 GIRAULT, OLIVIER

4/7	4/4	3/3
1/2	/1	1/2
1/2	3/4	10/11

1-Missed 2-Post

15 JUNILLON, FRANCK

		1/2

1-Blocked

17 RICHARDSON, JACKSON

	2/2	4/4
1/1	1/2	3/5

1-Missed 1-Post 2-Blocked

18 ABATI, JOEL

3/3	2/3	3/4
/1	/1	1/3
5/6	1/2	2/3

2-Missed 1-Post 1-Blocked

19 CAZAL, PATRICK

1/2	/2	1/2
/1	/1	1/2
	3/4	1/1

1-Missed 3-Post

20 PLANTIN, STÉPHANE

	3/3	2/2
	/1	
/1	3/5	6/7

1-Missed 2-Post

### Goalkeepers

Goals/Shots

5/24	3/15	5/23
7/18	13/13	9/20
20/61	3/18	15/55

16-missed 17-Post 11-Blocked

1 Gaudin, Christian

/2	1/3	3/10
3/8	1/1	2/5
7/20	1/4	2/18

1-missed 6-Post 4-Blocked

12 Martini, Bruno

5/22	2/12	2/12
3/8	12/12	7/15
13/37	2/14	13/35

14-missed 11-Post 6-Blocked

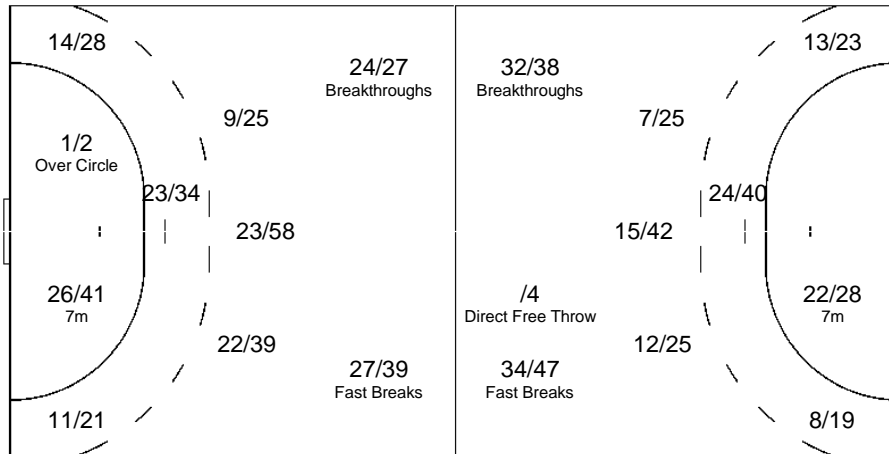
16 Omeyer, Thierry

		/1
1/2		
/4		/2

1-missed 1-Blocked

### Offence

### Defence



Team

Goals/Shots

16/26	16/25	21/30
5/14	/8	14/21
46/54	16/26	46/55

21-missed 21-Post 13-Blocked



# 5th EUROPEAN HANDBALL CHAMPIONSHIP / EURO 2002

## CUMULATIVE STATISTICS

### Germany (GER)

After 8 Matches

Coach: BRAND Heiner

Time outs: 6 Avg. Time outs: 0.8

No.	Name	M	Total			All Goals / Shots							Punishments					Offence			Defence			TP
			Goals	Shots	%	7mP	7m%	6mC	Wing	BT	9m	FB	YC	RC	2M	2+2	EX	AS	R7	TF	ST	BS	P7	
1	FRITZ,HENNING	7														4		2					06:06:25	
2	HENS,PASCAL	7	18	36	50				1/1	7/10	9/24	1/1	1	3		7	1	10	1				01:21:16	
3	VON BEHREN,FRANK	8	6	13	46	2/4	50		/1		3/7	1/1	2	6		5		2	3	4	3		01:58:35	
4	DRAGUNSKI,MARK	5	11	24	46			10/22			0/1	1/1				2	2						01:17:43	
5	KRETZSCHMAR,STEFA	8	32	58	55	8/10	80	/1	17/35	2/4	0/1	5/7	1	2		12	6	7	6		6		07:55:28	
6	ROSE,CHRISTIAN	5	3	11	27				/1		3/10					2		3					00:42:33	
8	SCHWARZER,CHRISTIA	8	19	27	70			13/20	2/2	/1		4/4	2			13	10	7	7	6	5		06:30:48	
9	PETERSEN,KLAUS-DIE	8	1	1	100			1/1					5	7		1		1	5	14	7		03:41:00	
11	ZERBE,VOLKER	8	23	56	41				/1	/1	19/49	4/5	7	9		26		7	5	7	6		06:07:44	
12	RAMOTA,CHRISTIAN	6											1										01:29:05	
13	BAUR,MARKUS	8	22	44	50	7/13	54	5/5	2/2	3/4	4/19	1/1		1		16	2	12	4		1		03:44:33	
14	ZEITZ,CHRISTIAN	4	10	21	48			/2	6/12		0/1	4/6		1		2	2		4		1		02:04:20	
15	JANSEN,TORSTEN	1		1	0				/1									1					00:12:28	
16	HANNAWALD,GRISCHA	1		1	0						/1					1							00:34:30	
18	STEPHAN,DANIEL	8	33	74	45	7/11	64	1/5	/1	10/13	13/38	2/6	2	7		43	9	12	4	2	5		07:29:11	
19	KEHRMANN,FLORIAN	6	23	39	59			2/2	9/22		0/2	12/13	1	4		9	5	3	9		4		05:49:21	
Totals			201	406	50	24/38	63	32/58	37/79	22/33	51/152	35/46	22		40		143	38	66	48	33	38	08:10:00	

	Goalkeepers	M	Total			ALL Saves / Shots							9m	9m%	FB
			Saves	Shots	%	7mP	7m%	6mC	Wing	BT	NS	NS%			
1	Fritz,Henning	7	73	207	35	3/21	14	7/21	8/27	1/14	16/62	26	52/97	54	2/27
12	Ramota,Christian	6	22	62	35	6/14	43	2/12	3/7	1/3	6/22	27	10/21	48	0/5
16	Hannawald,Grischa	1	8	22	36	/1	0	/6	2/3	/3	2/12	17	4/6	67	2/3
Totals			103	291	35	9/36	25	9/39	13/37	2/20	24/96	25	66/124	53	4/35

### Attacks

Team	All		Majority		Minority		Pos.		FB		Ind. FB		Team FB		TF	TF %
	G/Att.	%	G/Att.	%	G/Att.	%	G/Att.	%	G/Att.	%	G/Att.	%	G/Att.	%		
GER	201/412	49	39/80	49	22/52	42	166/360	46	35/52	67	13/13	100	22/39	56	69	17

### Key:

<b>6mC</b> : 6 Metre Centre Shots	<b>Wing</b> : Wing Shots	<b>9m</b> : 9 Metre Shots	<b>7mP</b> : 7 Metre Penalty Shots
<b>FB</b> : All Fast Breaks	<b>BT</b> : Breakthroughs	<b>EX</b> : Exclusions	<b>%</b> : Efficiency
<b>Pos.</b> : Position Attacks	<b>RC</b> : Red Cards	<b>2M</b> : 2 Minute Suspensions	<b>YC</b> : Yellow Cards
<b>Ind. FB</b> : Individual Fast Break	<b>Team FB</b> : Team Fast Breaks	<b>TP</b> : Time Played	<b>TF</b> : Technical Faults
<b>Prop %</b> : Proportion of Goals	<b>ST</b> : Steals	<b>R7</b> : Received 7m-Fouls	<b>P7</b> : Penalty Fouls
<b>AS</b> : Assists	<b>BS</b> : Blocked Shots	<b>Majority</b> : Player Majority	<b>Minority</b> : Player Minority
<b>G / Att.</b> : Goals / Attacks	<b>2+2</b> : 2+2 Minute Suspensions	<b>NS</b> : Near Shots (incl. 6mC, BT, Wing)	



# 5th EUROPEAN HANDBALL CHAMPIONSHIP / EURO 2002 CUMULATIVE STATISTICS

## Germany (GER)

After 8 Matches

### Overview of Shot Distribution

Players Goals/Shots

2 HENS,PASCAL

2/2	1/3	
		2/3
7/8	/1	6/9

4-Missed 3-Post 3-Blocked

3 VON BEHREN,FRANK

1/3		1/1
2/2		/1
1/2		1/2

1-Missed 1-Blocked

4 DRAGUNSKI,MARK

/2	3/6	2/4
/1		1/4
1/1		4/5

1-Post

5 KRETZSCHMAR,STEFAN

4/4	3/5	4/4
3/5	/1	2/4
6/10	3/5	7/10

7-Missed 3-Post

6 ROSE,CHRISTIAN

	/1	1/2
/1	/1	/1
1/1	/1	1/1

2-Blocked

8 SCHWARZER,CHRISTIA

1/1	2/4	
3/5		1/2
5/6	1/1	6/7

1-Missed

9 PETERSEN,KLAUS-DIET

	1/1	

11 ZERBE,VOLKER

5/7	1/1	3/7
1/3	/3	/2
6/9	2/2	5/8

5-Missed 2-Post 7-Blocked

13 BAUR,MARKUS

3/3	/1	1/1
1/6		2/2
7/12	2/3	6/10

6-Blocked

14 ZEITZ,CHRISTIAN

1/1	1/2	1/2
1/2	/1	1/2
2/3	/1	3/3

4-Post

15 JANSEN,TORSTEN


1-Missed

18 STEPHAN,DANIEL

3/3	3/4	2/3
/1	/6	1/5
9/16	5/5	10/11

6-Missed 5-Post 9-Blocked

19 KEHRMANN,FLORIAN

3/4	5/5	4/6
1/2	/1	
6/9	1/3	3/4

4-Missed 1-Blocked

### Goalkeepers

Goals/Shots

9/31	6/20	10/31
17/23	9/10	12/23
12/59	16/36	11/57

20-missed 16-Post 32-Blocked

1 Fritz,Henning

9/30	4/14	7/21
12/17	6/7	8/14
11/46	9/19	6/38

15-missed 14-Post 19-Blocked

12 Ramota,Christian

/1	2/4	2/8
4/5	1/1	3/8
1/9	5/11	4/15

4-missed 1-Post 11-Blocked

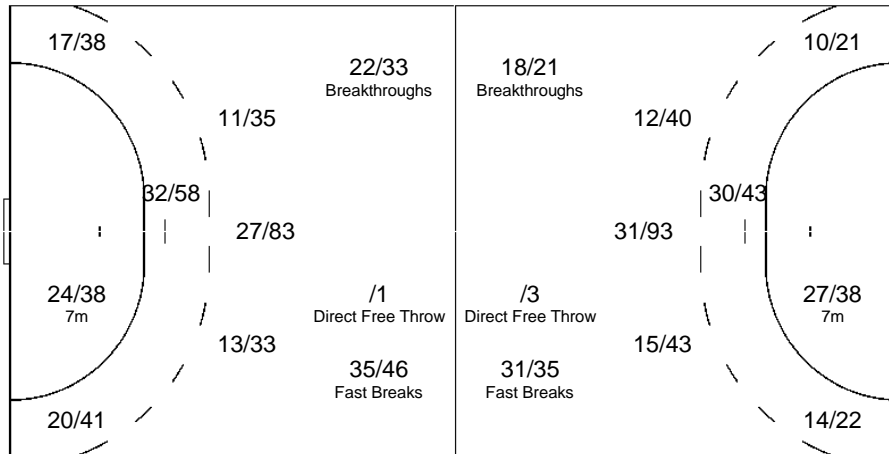
16 Hannawald,Grischa

	/2	1/2
1/1	2/2	1/1
/4	2/6	1/4

1-missed 1-Post 2-Blocked

### Offence

### Defence



Team

Goals/Shots

23/30	19/33	19/30
12/28	/13	10/26
51/77	15/23	52/70

29-missed 18-Post 29-Blocked



# 5th EUROPEAN HANDBALL CHAMPIONSHIP / EURO 2002

## CUMULATIVE STATISTICS

### Iceland (ISL)

After 8 Matches

Coach: GUDMUNDSSON Gudmundur

YC Coach: 2

Time outs: 7

Avg. Time outs: 0.9

No.	Name	M	Total			All Goals / Shots						Punishments			Offence			Defence			TP				
			Goals	Shots	%	7mP	7m%	6mC	Wing	BT	9m	FB	YC	RC	2M	2+2	EX	AS	R7	TF		ST	BS	P7	
1	FROSTASON,BJARNI	6														1			1				01:02:56		
2	SIGHVATSSON,ROBER	7	1	4	25			1/3			/1	1				1		1					00:37:15		
3	KRISTJANSSON,ARON	8	12	24	50			2/3		6/6	2/12	2/3			3			10	6	7		1	02:25:51		
4	JONSSON,EINAR ÖRN	8	23	32	72				9/16	1/1		13/15	2		1			3	3	7	2		4	07:49:42	
5	SIGURDSSON,SIGFÚS	8	31	44	70			27/38			0/2	4/4	7		12			10	7	6	7	17	2	06:52:07	
6	SIGURDSSON,DAGUR	8	17	44	39			/2	/1	1/3	14/36	2/2	2		2			15	1	9				03:46:32	
7	JOHANNESON,PATRE	7	35	66	53	5/6	83	3/7	/1	4/5	13/35	10/12	1		4			24	6	17	13	4	4	05:26:24	
8	BJARNASON,GUSTAF	3	5	9	56			1/2	3/5			1/2						1		2	2			01:18:17	
9	SIGURDSSON,GUDJON	8	21	37	57			1/1	8/14	1/3	2/5	8/10			2			10	3	7	5		4	06:43:32	
10	INGOLFSSON,HALLDOF	8	4	9	44	/1	0			3/5	1/3							2	2	1				00:49:43	
11	STEFANSSON,OLAFUR	8	58	107	54	18/26	69	1/1	/1	7/8	22/59	9/11	3		3			37	3	18	6	8	5	07:11:20	
12	HRAFINKELSSON,GUDM	8																						06:57:04	
13	SIGTRYGGSSON,RUNA	8	7	11	64			2/3			0/2	5/6	6	1	8			4	2	4	5	6	3	03:21:17	
14	OSKARSSON,RAGNAR	4	4	9	44			1/1		1/1	2/7							2		1				00:27:35	
17	VIKTORSSON,GUNNAR	6	3	9	33	/1	0	/1	1/1		1/5	1/1						2	1	3	1			01:10:25	
Totals			221	405	55	23/34	68	39/62	21/39	24/32	57/166	55/67	22	1	35				122	34	83	42	35	23	08:00:00

	Goalkeepers	M	Total			ALL Saves / Shots							9m	9m%	FB
			Saves	Shots	%	7mP	7m%	6mC	Wing	BT	NS	NS%			
1	Frostason,Bjarni	6	14	47	30	/6	0	1/5	/5	1/2	2/12	17	10/24	42	2/5
12	Hrafinkelsson,Gudmundu	8	86	261	33	4/15	27	16/50	11/28	5/24	32/104	31	44/115	38	6/27
Totals			100	309	32	4/21	19	17/55	11/34	6/26	34/117	29	54/139	39	8/32

### Attacks

Team	All		Majority		Minority		Pos.		FB		Ind. FB		Team FB		TF	TF %
	G/Att.	%	G/Att.	%	G/Att.	%	G/Att.	%	G/Att.	%	G/Att.	%	G/Att.	%		
ISL	221/434	51	46/74	62	13/42	31	166/352	47	55/82	67	21/22	95	34/60	57	88	20

### Key:

<b>6mC</b> : 6 Metre Centre Shots	<b>Wing</b> : Wing Shots	<b>9m</b> : 9 Metre Shots	<b>7mP</b> : 7 Metre Penalty Shots
<b>FB</b> : All Fast Breaks	<b>BT</b> : Breakthroughs	<b>EX</b> : Exclusions	<b>%</b> : Efficiency
<b>Pos.</b> : Position Attacks	<b>RC</b> : Red Cards	<b>2M</b> : 2 Minute Suspensions	<b>YC</b> : Yellow Cards
<b>Ind. FB</b> : Individual Fast Break	<b>Team FB</b> : Team Fast Breaks	<b>TP</b> : Time Played	<b>TF</b> : Technical Faults
<b>Prop %</b> : Proportion of Goals	<b>ST</b> : Steals	<b>R7</b> : Received 7m-Fouls	<b>P7</b> : Penalty Fouls
<b>AS</b> : Assists	<b>BS</b> : Blocked Shots	<b>Majority</b> : Player Majority	<b>Minority</b> : Player Minority
<b>G / Att.</b> : Goals / Attacks	<b>2+2</b> : 2+2 Minute Suspensions	<b>NS</b> : Near Shots (incl, 6mC, BT, Wing)	



# 5th EUROPEAN HANDBALL CHAMPIONSHIP / EURO 2002

## CUMULATIVE STATISTICS

### Iceland (ISL)

After 8 Matches

#### Overview of Shot Distribution

Players Goals/Shots

2 SIGHVATSSON,ROBERT

	/1	
/1		1/1

1-Missed

3 KRISTJANSSON,ARON

	1/1	1/3
/1		1/2
1/1	4/5	4/4

1-Missed 2-Post 4-Blocked

4 JONSSON,EINAR ÖRN

2/2	2/2	1/1
2/4	/3	3/3
5/5	3/4	5/6

1-Missed 1-Post

5 SIGURDSSON,SIGFÚS

	3/4	2/3
2/3	/2	1/2
9/11	8/10	6/7

2-Missed

6 SIGURDSSON,DAGUR

/1	1/1	
2/4	/2	
6/11	4/7	4/6

3-Missed 1-Post 8-Blocked

7 JOHANNESON,PATREI

1/1	1/2	3/3
1/7		2/3
8/12	9/12	10/11

3-Missed 2-Post 10-Blocked

8 BJARNASON,GUSTAF

/1		1/1
/1	1/1	
	2/2	1/1

1-Post

9 SIGURDSSON,GUDJON

	1/1	1/1
3/7	/3	/3
5/8	4/6	7/7

1-Missed

10 INGOLFSSON,HALLDO

1/1		1/1
1/2		/1
/1		1/1

1-Post 1-Blocked

11 STEFANSSON,OLAFUR

3/6	9/11	6/10
4/7	/2	1/5
5/8	11/12	19/23

4-Missed 6-Post 13-Blocked

13 SIGTRYGGSSON,RUN/

1/2		
1/2		/1
	4/4	1/1

1-Post

14 OSKARSSON,RAGNAR

1/2		1/2
		1/1
	1/2	

1-Missed 1-Blocked

17 VIKTORSSON,GUNNAF

		1/1
1/1	/2	/1
1/2		

1-Missed 1-Blocked

#### Goalkeepers

Goals/Shots

5/32	9/25	3/25
16/27	12/15	24/44
9/52	11/38	6/45

36-missed 25-Post 36-Blocked

1 Frostason,Bjarni

/7	1/1	/6
/1	1/1	5/7
2/10	4/7	/6

2-missed 5-Post 5-Blocked

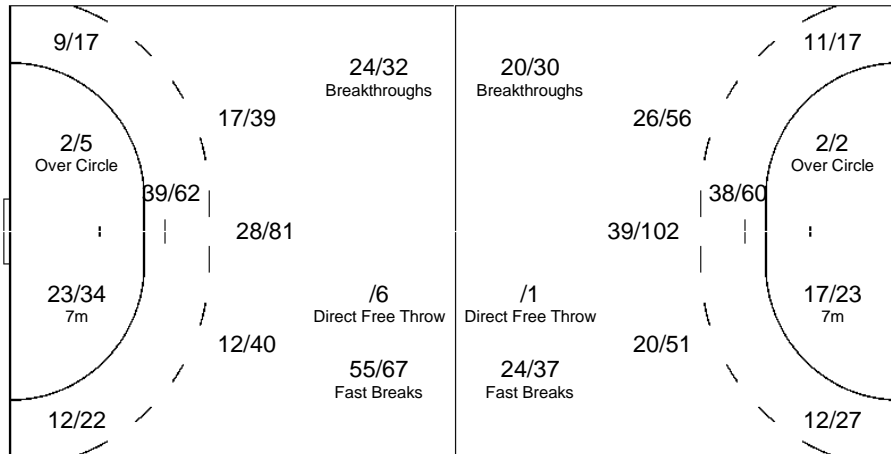
12 Hrafnkelsson,Gudmundu

5/25	8/23	3/19
16/26	11/14	19/37
7/42	7/31	6/39

34-missed 20-Post 31-Blocked

#### Offence

#### Defence



Team

Goals/Shots

9/16	18/22	18/26
17/39	1/16	9/22
40/60	50/64	59/68

18-missed 15-Post 38-Blocked



# 5th EUROPEAN HANDBALL CHAMPIONSHIP / EURO 2002

## CUMULATIVE STATISTICS

### Israel (ISR)

After 3 Matches

Coach: HOFFMAN Shlomo

YC Coach: 1

Time outs: 5

Avg. Time outs: 1.7

No.	Name	M	Total			All Goals / Shots							Punishments					Offence			Defence			TP		
			Goals	Shots	%	7mP	7m%	6mC	Wing	BT	9m	FB	YC	RC	2M	2+2	EX	AS	R7	TF	ST	BS	P7			
1	DOROSHENKO,LEONID	3																								02:08:49
3	RESCH,AVIGDOR	3	3	13	23			1/2	2/4	0/7	1	2					1	1			3	2				01:58:35
4	WEISMAN,GIDEON	3	1	1	100	1/1	100				2	3					1	2	2		1					01:10:07
5	BOUTENKO,ODED	1	5	7	71	4/4	100			1/3							1	2								00:37:33
7	FAYERMAN,LIRON	2	1	7	14					1/7																00:29:16
8	PRUJAN,MEIR	3	2	11	18			/1	/5	0/2	2/3	1					2	1	1		1					01:27:20
10	BALSAR,DAVID	3	14	22	64	3/3	100	1/1	/2	3/3	2/7	5/6				2		1	2							01:52:04
11	YAFE,SHAY	3		4	0				/2		/2	1						1								01:13:06
12	LEVIN,MIKHAIL	2																								00:10:07
13	YESHOVA,DOV	3	8	21	38			/2	1/3	4/12	3/3	2	1	3		1	1	2	6	4	3					01:50:36
14	MORITZ,HAREL	3	8	22	36				1/1	2/3	5/18	1	1			2		3	2	1	2					02:11:21
15	PEPO,EREZ	3	2	3	67					0/1	2/2		1	2					1		2					00:51:15
16	ZAIKMAN,VLADIMIR	2																	2							00:41:04
17	LAVER,LIOR	2	2	4	50	1/1	100			0/2	1/1						1				1					00:48:29
18	MAIMON,IDAN	3	16	40	40			1/1		1/1	14/38	1		1		7		6								01:56:07
20	LIVGOT,DANIEL	3	5	6	83			4/5			1/1					2	1	1								01:34:11
Totals			67	161	42	9/9	100	7/12	4/17	6/7	27/97	14/18	9	2	11	1	14	8	22	14	8	12				03:00:00

	Goalkeepers	M	Total			ALL Saves / Shots							9m	9m%	FB
			Saves	Shots	%	7mP	7m%	6mC	Wing	BT	NS	NS%			
1	Doroshenko,Leonid	3	26	84	31	2/9	22	5/18	4/15	2/9	11/42	26	9/22	41	4/11
12	Levin,Mikhail	2		6	0	/1	0		/1		/1	0	0/3	0	0/1
16	Zaikman,Vladimir	2	6	24	25	/2	0	1/5	/5		1/10	10	5/11	45	0/1
Totals			32	114	28	2/12	17	6/23	4/21	2/9	12/53	23	14/36	39	4/13

### Attacks

Team	All		Majority		Minority		Pos.		FB		Ind. FB		Team FB		TF	TF %
	G/Att.	%	G/Att.	%	G/Att.	%	G/Att.	%	G/Att.	%	G/Att.	%	G/Att.	%		
ISR	67/156	43	12/25	48	4/15	27	53/135	39	14/21	67	11/14	79	3/7	43	23	15

### Key:

<b>6mC</b> : 6 Metre Centre Shots	<b>Wing</b> : Wing Shots	<b>9m</b> : 9 Metre Shots	<b>7mP</b> : 7 Metre Penalty Shots
<b>FB</b> : All Fast Breaks	<b>BT</b> : Breakthroughs	<b>EX</b> : Exclusions	<b>%</b> : Efficiency
<b>Pos.</b> : Position Attacks	<b>RC</b> : Red Cards	<b>2M</b> : 2 Minute Suspensions	<b>YC</b> : Yellow Cards
<b>Ind. FB</b> : Individual Fast Break	<b>Team FB</b> : Team Fast Breaks	<b>TP</b> : Time Played	<b>TF</b> : Technical Faults
<b>Prop %</b> : Proportion of Goals	<b>ST</b> : Steals	<b>R7</b> : Received 7m-Fouls	<b>P7</b> : Penalty Fouls
<b>AS</b> : Assists	<b>BS</b> : Blocked Shots	<b>Majority</b> : Player Majority	<b>Minority</b> : Player Minority
<b>G / Att.</b> : Goals / Attacks	<b>2+2</b> : 2+2 Minute Suspensions	<b>NS</b> : Near Shots (incl. 6mC, BT, Wing)	





# 5th EUROPEAN HANDBALL CHAMPIONSHIP / EURO 2002

## CUMULATIVE STATISTICS

### Israel (ISR)

After 3 Matches

#### Overview of Shot Distribution

Players Goals/Shots

3 RESCH, AVIGDOR

2/3		
	/1	/1
	1/1	

3-Missed 2-Post 2-Blocked

4 WEISMAN, GIDEON

		1/1

5 BOUTENKO, ODED

		1/1
2/2	1/1	1/1

2-Blocked

7 FAYERMAN, LIRON

1/1		

1-Missed 1-Post 4-Blocked

8 PRUJAN, MEIR

		/1
/3	1/1	1/2

2-Missed 1-Blocked

10 BALSAR, DAVID

	3/3	4/4
/1		
	3/5	4/5

3-Missed 1-Blocked

11 YAFE, SHAY


1-Missed 3-Post

13 YESHOVA, DOV

	1/3	/1
1/1		1/4
	1/1	4/5

5-Missed 1-Blocked

14 MORITZ, HAREL

1/1	/1	2/2
1/4	/1	/1
2/4		2/2

1-Missed 1-Post 4-Blocked

15 PEPO, EREZ

1/2		1/1

17 LAVER, LIOR

1/1		
		/1
1/1		

1-Blocked

18 MAIMON, IDAN

/1	/1	
1/2	/4	2/2
4/6	3/3	6/8

2-Missed 2-Post 9-Blocked

20 LIVGOT, DANIEL

	2/2	
1/1	2/2	/1

#### Goalkeepers

Goals/Shots

2/10	/7	3/13
9/15	3/3	6/8
4/28	2/9	3/21

5-missed 8-Post 7-Blocked

1 Doroshenko, Leonid

2/8	/5	3/9
6/10	2/2	6/8
3/20	2/7	2/15

5-missed 7-Post 5-Blocked

12 Levin, Mikhail

/1	/1	/1
/1		
/2		

1-Post

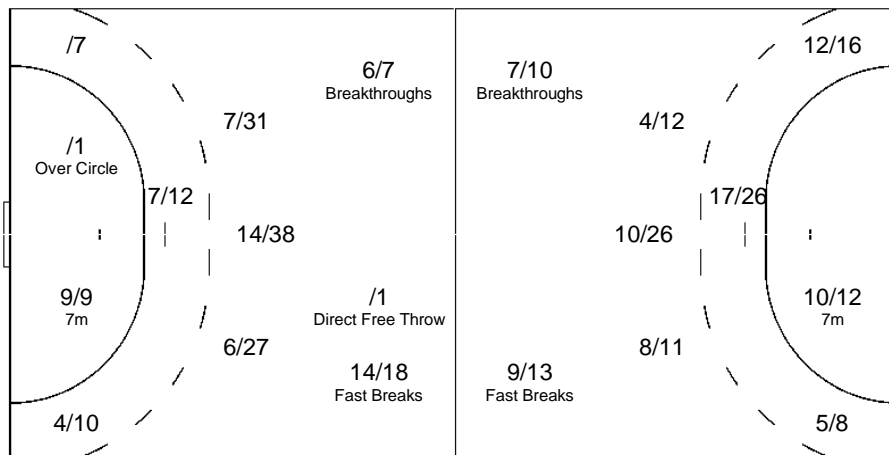
16 Zaikman, Vladimir

/1	/1	/3
3/4	1/1	
1/6	/2	1/6

2-Blocked

#### Offence

#### Defence



Team

Goals/Shots

5/7	6/10	7/9
3/8	/6	3/9
11/19	12/14	20/26

18-missed 9-Post 25-Blocked



# 5th EUROPEAN HANDBALL CHAMPIONSHIP / EURO 2002

## CUMULATIVE STATISTICS

### Poland (POL)

After 3 Matches

Coach: ZAJACZKOWSKI Bogdan

Time outs: 3 Avg. Time outs: 1.0

No.	Name	M	Total			All Goals / Shots							Punishments					Offence			Defence			TP	
			Goals	Shots	%	7mP	7m%	6mC	Wing	BT	9m	FB	YC	RC	2M	2+2	EX	AS	R7	TF	ST	BS	P7		
1	MARSZALEK, ANDRZEJ	2																							00:42:31
2	FRELEK, PIOTR	2	1	4	25				1/3	0/1															00:34:54
3	LJEWski, MARCIN	3	10	26	38				1/1	9/25		2	2				14		4	1	1	2			02:19:59
4	PILCH, MARCIN	3	9	14	64			1/1	6/11	1/1		1/1					2		3				1		02:47:14
5	KUPTel, RAFAL	3	4	10	40	/1	0	3/4		0/4	1/1	2	3				6		2	3		1			02:09:28
6	STARCZAN, LESZEK	3	4	11	36			1/2	/1	0/1	3/7	2	2					1	2	3	1				01:21:27
8	KLISZCZYK, FILIP	3	4	10	40			/2		4/7	/1						3	1	5						00:48:44
9	LIS, ROBERT	3	7	15	47			6/13	1/1	0/1		2	4					1			5	2			02:14:49
10	OBRUSIEWICZ, PIOTR	1		1	0	/1	0																		00:14:12
11	DMYTRUSZYNSKI, MACI	1		2	0																				00:07:34
12	SZMAL, SLAWOMIR	2	1	1	100						1/1														01:17:13
13	JURASIK, MARIUSZ	3	13	27	48	3/5	60		6/9	4/11			1				1		2						02:15:59
14	WUSZTER, BARTOSZ	2	1	2	50			1/1		0/1			1				1	1					2		00:29:44
15	ZOLOTENKO, MICHAL	3		4	0			/1		0/2	/1		1						1		1	2			00:39:48
17	TKACZYK, GRZEGORZ	3	13	28	46	/1	0	1/2		11/22	1/3	1					16	4	4	2	1	1			01:56:08
22	BERNACKI, RAFAL	2																		1					01:00:16
Totals			67	155	43	3/8	38	13/26	15/26	1/1	28/77	7/15	9		14			43	8	28	9	9	11		03:00:00

	Goalkeepers	M	Total			ALL Saves / Shots							9m	9m%	FB
			Saves	Shots	%	7mP	7m%	6mC	Wing	BT	NS	NS%			
1	Marszalek, Andrzej	2	7	29	24	/3	0	1/4	3/10	/1	4/15	27	3/10	30	0/1
12	Szmal, Slawomir	2	13	49	27	/5	0	2/6	6/12	/1	8/19	42	4/16	25	1/9
22	Bernacki, Rafal	2	14	39	36	/3	0	3/4	5/14		8/18	44	6/18	33	
Totals			34	117	29	/11	0	6/14	14/36	/2	20/52	38	13/44	30	1/10

### Attacks

Team	All		Majority		Minority		Pos.		FB		Ind. FB		Team FB		TF	TF %
	G/Att.	%	G/Att.	%	G/Att.	%	G/Att.	%	G/Att.	%	G/Att.	%	G/Att.	%		
POL	67/161	42	12/26	46	5/18	28	60/147	41	7/14	50	2/4	50	5/10	50	29	18

### Key:

<b>6mC</b> : 6 Metre Centre Shots	<b>Wing</b> : Wing Shots	<b>9m</b> : 9 Metre Shots	<b>7mP</b> : 7 Metre Penalty Shots
<b>FB</b> : All Fast Breaks	<b>BT</b> : Breakthroughs	<b>EX</b> : Exclusions	<b>%</b> : Efficiency
<b>Pos.</b> : Position Attacks	<b>RC</b> : Red Cards	<b>2M</b> : 2 Minute Suspensions	<b>YC</b> : Yellow Cards
<b>Ind. FB</b> : Individual Fast Break	<b>Team FB</b> : Team Fast Breaks	<b>TP</b> : Time Played	<b>TF</b> : Technical Faults
<b>Prop %</b> : Proportion of Goals	<b>ST</b> : Steals	<b>R7</b> : Received 7m-Fouls	<b>P7</b> : Penalty Fouls
<b>AS</b> : Assists	<b>BS</b> : Blocked Shots	<b>Majority</b> : Player Majority	<b>Minority</b> : Player Minority
<b>G / Att.</b> : Goals / Attacks	<b>2+2</b> : 2+2 Minute Suspensions	<b>NS</b> : Near Shots (incl. 6mC, BT, Wing)	



# 5th EUROPEAN HANDBALL CHAMPIONSHIP / EURO 2002

## CUMULATIVE STATISTICS

### Poland (POL)

After 3 Matches

#### Overview of Shot Distribution

Players Goals/Shots

2 FRELEK, PIOTR

		/1
1/1	/1	

1-Missed

3 LIJEWSKI, MARCIN

2/3	/1	2/2
1/1		/2
	1/2	4/6

3-Missed 2-Post 2-Blocked

4 PILCH, MARCIN

	2/3	1/2
1/1	1/1	
1/2	/1	3/3

5 KUPTEL, RAFAL

/1	/2	
/1	2/2	2/2

1-Missed 1-Post

6 STARCZAN, LESZEK

		1/1
	1/2	1/1
1/1	/2	/1

1-Missed 2-Post

8 KLISZCZYK, FILIP

	1/2	
	/1	
1/1		2/2

3-Missed 1-Post

9 LIS, ROBERT

	4/4	
/2	/2	
/1	2/3	1/2

1-Post

10 OBRUSIEWICZ, PIOTR

		/1

11 DMYTRUSZYNSKI, MAC


1-Post 1-Blocked

13 JURASIK, MARIUSZ

1/2	/1	2/2
3/5	1/2	/1
3/4	1/4	2/2

2-Missed 2-Post

14 WUSZTER, BARTOSZ

		1/1

1-Missed

15 ZOLOTENKO, MICHAL

	/1	/1

1-Post 1-Blocked

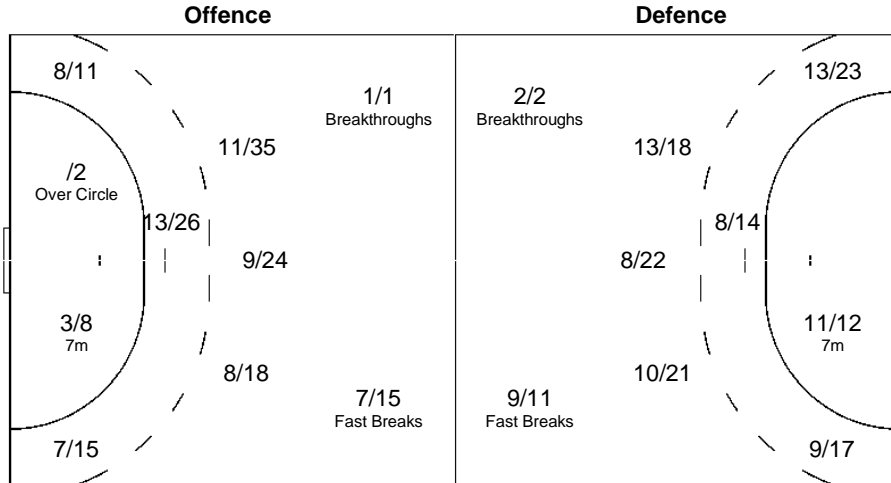
17 TKACZYK, GRZEGORZ

		1/1
1/4	1/3	3/4
4/4	3/5	/1

2-Missed 3-Blocked

Team		
Goals/Shots		
3/5	7/11	7/9
6/14	4/14	4/10
11/15	9/20	16/21

14-missed 11-Post 7-Blocked



#### Goalkeepers

Goals/Shots		
1/14	3/7	6/23
2/8	4/7	3/6
4/18	6/14	3/18

14-missed 4-Post 5-Blocked

1 Marszalek, Andrzej

/3	/1	1/2
1/3	/1	
/5	3/5	2/9

2-missed 1-Blocked

12 Szmaj, Slawomir

/6	1/4	1/10
1/4	4/5	2/2
2/9	1/3	1/6

7-missed 1-Post 3-Blocked

22 Bernacki, Rafal

1/5	2/2	4/11
/1	/1	1/4
2/4	2/6	/3

5-missed 3-Post 1-Blocked



# 5th EUROPEAN HANDBALL CHAMPIONSHIP / EURO 2002

## CUMULATIVE STATISTICS

### Portugal (POR)

After 7 Matches

Coach: CUESTA Javier Garcia

YC Coach: 2

Time outs: 10 Avg. Time outs: 1.4

No.	Name	M	Total			All Goals / Shots							Punishments					Offence			Defence			TP	
			Goals	Shots	%	7mP	7m%	6mC	Wing	BT	9m	FB	YC	RC	2M	2+2	EX	AS	R7	TF	ST	BS	P7		
1	FERREIRA,CARLOS	6														1		1						03:18:32	
2	GALAMBAS,CARLOS	6	15	19	79			15/19						1		2	5	5						02:01:25	
3	RESENDE,CARLOS	7	19	54	35	10/17	59	/2		/1	8/33	1/1		3		27	1	16	1	3	3			03:49:38	
4	CRUZ,FILIFE	4	9	24	38	1/1	100	1/2		/1	7/20			1		6	5	3	1	1	2			01:53:34	
5	MATOS,CARLOS	5	6	9	67				2/2	4/5	0/2		1			10	1	9						02:08:53	
6	ANDORINHO,RICARDO	7	25	34	74	1/1	100	6/7	7/10		0/1	10/13	1	7		6	5	10	5		5			05:23:39	
8	COELHO,EDUARDO	7	31	64	48	11/15	73	1/3	1/1	3/3	14/41	1/1	1	1		19	2	12	2	3	1			04:56:04	
9	COSTA,RICARDO	6	27	36	75			4/5	14/20			9/11	2	2		4	3	5	2	1	3			05:13:19	
10	SANTOS,JOSÉ	2		7	0						0/7					2	2	1						00:43:13	
11	COSTA,MARIO	7											7	4		1					1	4		02:15:27	
12	MORGADO,SÉRGIO	5														1								03:41:28	
13	TAVARES,DAVID	2	6	11	55				5/8	/1	0/1					1		1		1	4			01:18:49	
14	GOMES,LUIS	6	13	34	38	1/2	50		2/2	2/3	7/25	1/2		1		12	4	12	1	1	5			04:04:24	
15	ROCHA,RUI	3	7	7	100				3/3			4/4						1	1		1			01:30:48	
19	LOPES,JOAO	7		3	0						0/2	/1	3	4		1		1	4	3	6			02:21:08	
20	SILVA,RUI	7	15	26	58			14/21			0/4	1/1	5	1	8	4	8	6		10	2			04:19:39	
Totals			173	328	53	24/36	67	41/59	34/46	9/14	36/136	27/34	20	1	32		97	36	83	17	24	36			07:00:00

	Goalkeepers	M	Total			ALL Saves / Shots							9m	9m%	FB
			Saves	Shots	%	7mP	7m%	6mC	Wing	BT	NS	NS%			
1	Ferreira,Carlos	6	36	123	29	3/12	25	5/21	7/21	/2	12/44	27	17/47	36	4/20
12	Morgado,Sérgio	5	49	136	36	3/18	17	3/9	13/27	1/12	17/48	35	27/51	53	2/19
Totals			85	259	33	6/30	20	8/30	20/48	1/14	29/92	32	44/98	45	6/39

### Attacks

Team	All		Majority		Minority		Pos.		FB		Ind. FB		Team FB		TF	TF %
	G/Att.	%	G/Att.	%	G/Att.	%	G/Att.	%	G/Att.	%	G/Att.	%	G/Att.	%		
POR	173/366	47	28/41	68	17/41	41	146/326	45	27/40	68	12/16	75	15/24	63	86	23

### Key:

<b>6mC</b> : 6 Metre Centre Shots	<b>Wing</b> : Wing Shots	<b>9m</b> : 9 Metre Shots	<b>7mP</b> : 7 Metre Penalty Shots
<b>FB</b> : All Fast Breaks	<b>BT</b> : Breakthroughs	<b>EX</b> : Exclusions	<b>%</b> : Efficiency
<b>Pos.</b> : Position Attacks	<b>RC</b> : Red Cards	<b>2M</b> : 2 Minute Suspensions	<b>YC</b> : Yellow Cards
<b>Ind. FB</b> : Individual Fast Break	<b>Team FB</b> : Team Fast Breaks	<b>TP</b> : Time Played	<b>TF</b> : Technical Faults
<b>Prop %</b> : Proportion of Goals	<b>ST</b> : Steals	<b>R7</b> : Received 7m-Fouls	<b>P7</b> : Penalty Fouls
<b>AS</b> : Assists	<b>BS</b> : Blocked Shots	<b>Majority</b> : Player Majority	<b>Minority</b> : Player Minority
<b>G / Att.</b> : Goals / Attacks	<b>2+2</b> : 2+2 Minute Suspensions	<b>NS</b> : Near Shots (incl. 6mC, BT, Wing)	



# 5th EUROPEAN HANDBALL CHAMPIONSHIP / EURO 2002

## CUMULATIVE STATISTICS

### Portugal (POR)

After 7 Matches

#### Overview of Shot Distribution

Players Goals/Shots

2 GALAMBAS,CARLOS

4/4	1/1	1/1
	1/2	1/2
2/2	3/3	2/3

1-Post

3 RESENDE,CARLOS

1/4	4/6	1/2
/8	/1	1/3
6/8	2/5	4/6

1-Missed 4-Post 5-Blocked

4 CRUZ,FILIFE

	1/1	
1/2	/3	/1
3/4	2/3	2/5

1-Missed 4-Blocked

5 MATOS,CARLOS

		/1
2/2	2/2	2/2

2-Post

6 ANDORINHO,RICARDO

2/2	2/3	6/6
1/2	/1	1/2
3/3	5/5	5/6

4-Post

8 COELHO,EDUARDO

3/4	1/2	4/6
/3	/3	2/3
7/8	7/8	7/9

6-Missed 6-Post 6-Blocked

9 COSTA,RICARDO

1/1	2/3	1/1
2/3	/1	/1
13/13	4/4	4/6

2-Missed 1-Post

10 SANTOS,JOSE

/1		
/1		
/1		/1

1-Missed 2-Blocked

11 COSTA,MARIO


13 TAVARES,DAVID

1/1	/1	
1/2	1/1	
1/1	1/1	1/1

1-Missed 1-Post

14 GOMES,LUIS

	1/1	/1
2/4	/3	1/3
5/7	4/7	/1

2-Missed 1-Post 4-Blocked

15 ROCHA,RUI

	3/3	
1/1		
	1/1	2/2

19 LOPES,JOAO

/2		

1-Missed

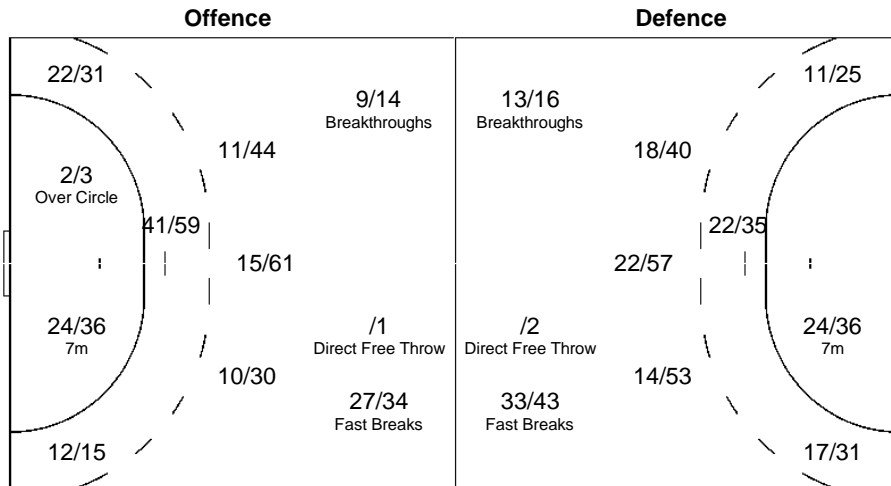
20 SILVA,RUI

/1	2/2	1/1
1/2	/1	/2
2/2	3/6	6/6

2-Missed 1-Post

Team		
Goals/Shots		
12/18	17/23	14/19
9/30	2/16	6/17
44/51	34/45	35/48

17-missed 21-Post 21-Blocked



#### Goalkeepers

Goals/Shots		
6/25	4/10	8/30
16/26	6/7	17/31
12/57	7/14	8/58

24-missed 31-Post 24-Blocked

1 Ferreira,Carlos

4/12	3/5	3/14
10/18	1/2	5/14
4/26	4/7	1/24

7-missed 16-Post 12-Blocked

12 Morgado,Sergio

2/13	1/5	5/16
6/8	5/5	12/17
8/31	3/7	7/34

17-missed 15-Post 12-Blocked



# 5th EUROPEAN HANDBALL CHAMPIONSHIP / EURO 2002

## CUMULATIVE STATISTICS

### Russia (RUS)

After 7 Matches

Coach: MAXIMOV Vladimir

Time outs: 4 Avg. Time outs: 0.6

No.	Name	M	Total			All Goals / Shots							Punishments			Offence			Defence			TP			
			Goals	Shots	%	7mP	7m%	6mC	Wing	BT	9m	FB	YC	RC	2M	2+2	EX	AS	R7	TF	ST		BS	P7	
1	LAVROV,ANDREI	7										1		1					1				05:45:51		
2	LAVROV,IGOR	3	1	3	33					1/3		1						5		1		1	00:47:25		
3	IVANOV,VITALI	7	26	37	70	10/13	77	3/8		5/5	7/10	1/1	1	2				19	3	10	1	1	6	05:54:10	
4	KOKCHAROV,EDUARD	7	25	40	63	12/18	67	2/2	5/10	1/1	1/4	4/5	2	4				4	4	6	4			04:44:35	
6	KRIVOSHLYKOV,DENIS	5	16	18	89			3/3	3/4	3/3		7/8	2	2				3	1	4	3			02:28:35	
7	VORONIN,LEV	5	18	24	75	3/3	100		10/15			5/6		1				7	2	1	1		2	04:25:38	
8	TOUTCHKINE,ALEXAND	5	22	41	54			1/1	1/1		20/39							17	1	9				02:12:54	
10	KAMANIN,ALEXEI	7	5	7	71			1/2				4/5	3	2				1		2	2	8	3	02:50:15	
11	TORGOVANOVA,DMITRI	7	17	29	59			14/24	/1	1/1	2/2	/1		3				18	16	6	1	3	3	04:17:21	
13	TCHOUGAI,IVAN	4	7	11	64				6/10			1/1	2	3				3	1	3	1		1	01:58:17	
14	GRITSENKO,ARTEM	2																						00:17:18	
15	RASTVORTSEV,ALEXEI	7	31	59	53			2/3		5/8	24/48							11	2	10	1	1		02:36:23	
16	MAKIN,SERGUEI	5																						01:16:09	
17	KHODKOV,OLEG	7	12	27	44					4/4	8/22	/1	1					6	2	5				01:31:06	
18	GORPICHINE,VIATCHES	7	3	6	50			1/1			0/2	2/3	3	3				3	1	3	3	12	5	03:24:44	
19	POGORELOV,SERGUEI	7	14	23	61			1/2		3/4	9/16	1/1	4	5				11	2	13	3	2	5	04:29:19	
Totals			197	325	61	25/34	74	28/46	25/41	22/26	72/146	25/32	20		26				108	35	74	20	27	26	07:00:00

	Goalkeepers	M	Total			ALL Saves / Shots							9m	9m%	FB
			Saves	Shots	%	7mP	7m%	6mC	Wing	BT	NS	NS%			
1	Lavrov,Andrei	7	72	208	35	5/21	24	8/30	13/36	1/16	24/86	28	37/76	49	6/25
16	Makin,Serguei	5	20	56	36	2/5	40	2/8	2/5	/1	5/15	33	12/26	46	1/10
Totals			92	264	35	7/26	27	10/38	15/41	1/17	29/101	29	49/102	48	7/35

### Attacks

Team	All		Majority		Minority		Pos.		FB		Ind. FB		Team FB		TF	TF %
	G/Att.	%	G/Att.	%	G/Att.	%	G/Att.	%	G/Att.	%	G/Att.	%	G/Att.	%		
RUS	197/369	53	29/50	58	10/29	34	172/330	52	25/39	64	9/10	90	16/29	55	77	21

### Key:

<b>6mC</b> : 6 Metre Centre Shots	<b>Wing</b> : Wing Shots	<b>9m</b> : 9 Metre Shots	<b>7mP</b> : 7 Metre Penalty Shots
<b>FB</b> : All Fast Breaks	<b>BT</b> : Breakthroughs	<b>EX</b> : Exclusions	<b>%</b> : Efficiency
<b>Pos.</b> : Position Attacks	<b>RC</b> : Red Cards	<b>2M</b> : 2 Minute Suspensions	<b>YC</b> : Yellow Cards
<b>Ind. FB</b> : Individual Fast Break	<b>Team FB</b> : Team Fast Breaks	<b>TP</b> : Time Played	<b>TF</b> : Technical Faults
<b>Prop %</b> : Proportion of Goals	<b>ST</b> : Steals	<b>R7</b> : Received 7m-Fouls	<b>P7</b> : Penalty Fouls
<b>AS</b> : Assists	<b>BS</b> : Blocked Shots	<b>Majority</b> : Player Majority	<b>Minority</b> : Player Minority
<b>G / Att.</b> : Goals / Attacks	<b>2+2</b> : 2+2 Minute Suspensions	<b>NS</b> : Near Shots (incl. 6mC, BT, Wing)	



# 5th EUROPEAN HANDBALL CHAMPIONSHIP / EURO 2002

## CUMULATIVE STATISTICS

### Russia (RUS)

After 7 Matches

#### Overview of Shot Distribution

Players Goals/Shots

2 LAVROV,IGOR

1/1		
	/1	

1-Blocked

3 IVANOV,VITALI

2/2	2/2	2/2
4/6	1/2	2/2
3/3	4/7	6/7

2-Missed 2-Post

4 KOKCHAROV,EDUARD

1/2	2/2	/1
4/5	/1	4/8
8/9	2/3	4/6

3-Post

6 KRIVOSHLYKOV,DENIS

2/3	1/1	4/4
		1/1
1/1	1/1	6/7

7 VORONIN,LEV

		/1
1/2	1/2	2/3
8/8	2/2	4/4

1-Missed 1-Post

8 TOUTCHKINE,ALEXAND

3/3		1/1
3/5	/1	2/3
4/5	1/1	8/11

3-Missed 4-Post 4-Blocked

10 KAMANIN,ALEXEI

/1	1/1	1/1
1/1		
1/1		1/2

11 TORGOVANOV,DMITRI

1/1	2/3	
2/4	/1	2/2
2/4	2/3	6/6

2-Missed 3-Post

13 TCHOUGAI,IVAN

1/1		
		1/2
2/3		3/3

1-Post

14 GRITSENKO,ARTEM


15 RASTVORTSEV,ALEXE

1/1		6/7
3/6	/5	7/7
7/9	1/4	6/6

4-Missed 4-Post 6-Blocked

17 KHODKOV,OLEG

3/4		3/3
1/3		/2
3/3	/2	2/2

1-Missed 3-Post 4-Blocked

18 GORPICHINE,VIATCHE

		/1
1/1	1/1	1/3

19 POGORELOV,SERGUE

3/3	3/5	2/3
2/2		2/2
2/3		

1-Missed 4-Post

#### Goalkeepers

Goals/Shots

7/27	4/15	9/34
17/22	10/10	13/28
14/43	5/25	13/60

28-missed 17-Post 25-Blocked

1 Lavrov,Andrei

5/21	3/12	9/30
16/20	6/6	10/21
11/36	5/21	7/41

22-missed 17-Post 17-Blocked

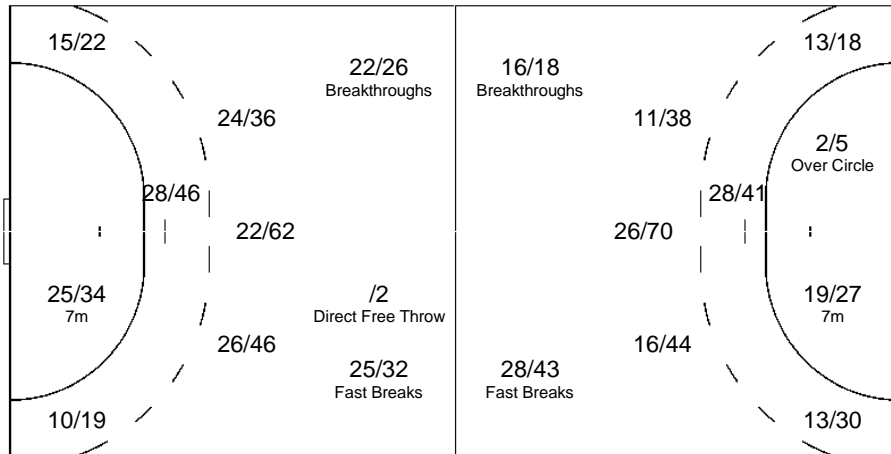
16 Makin,Serguei

2/6	1/3	/4
1/2	4/4	3/7
3/7	/4	6/19

6-missed 8-Blocked

#### Offence

#### Defence



Team

Goals/Shots

18/22	11/14	19/23
21/34	2/13	23/33
42/50	14/24	47/57

14-missed 25-Post 15-Blocked



# 5th EUROPEAN HANDBALL CHAMPIONSHIP / EURO 2002

## CUMULATIVE STATISTICS

### Slovenia (SLO)

After 7 Matches

Coach: TOMINEC Matjaz

YC Coach: 1

Time outs: 9

Avg. Time outs: 1.3

No.	Name	M	Total			All Goals / Shots							Punishments					Offence			Defence			TP
			Goals	Shots	%	7mP	7m%	6mC	Wing	BT	9m	FB	YC	RC	2M	2+2	EX	AS	R7	TF	ST	BS	P7	
1	PUSNIK,ROLANDO	4															2	1						01:36:10
4	VUGRINEC,RENATO	7	35	79	44	/1	0	/1	2/2	5/8	25/64	3/3	1				24	4	19	7		3	05:27:37	
5	KOZOMARA,GORAN	4	3	4	75							3/4		1						1	1		00:45:59	
6	KASTELIC,ANDREJ	7	15	27	56	2/5	40	1/1	6/13		1/2	5/6	2	2			7	1	4	12	1	2	06:00:05	
7	BRUMEN,MATJAZ	5	5	9	56	2/3	67		1/3		2/3						1			1		1	01:00:11	
8	BEDEKOVIC,BRANKO	3	6	9	67			/1		2/2	2/4	2/2		1	2		2		4	2			00:50:25	
10	SOVIC,SEBASTJAN	6	1	2	50				1/2				1	1			1	1	1			2	01:04:33	
11	PUNGARTNIK,ROMAN	7	25	48	52	/1	0	1/1	7/20	1/1	3/11	13/14	3	1	3		7	1	15	4		4	06:32:49	
12	PODPECAN,DUSAN	3															1						01:00:11	
13	TOMSIC,TOMAZ	7	19	27	70	/1	0	13/16			0/3	6/7	1	2			8	8	10	6	2	5	04:00:27	
15	PAJOVIC,ALES	7	32	81	40	5/6	83	2/3	/2	/4	24/65	1/1	2	1			19		14	4	5	1	06:05:27	
16	LAPAJNE,BENO	7		1	0						0/1		1	1						2			04:23:39	
17	PRAZNIK,ROK	6	2	7	29			/1			2/6		1	1			5	1	8	1		2	01:52:41	
18	ZORMAN,UROS	5	12	16	75			4/4		5/6	1/4	1/1		1	4		3	2	11	1		3	03:47:59	
19	LUBEJ,ZORAN	5	23	31	74	5/8	63	13/16	1/1	2/2		2/4	5	2			3	5	1	3	1	1	02:58:04	
20	FICKO,BOSTIAN	6	3	6	50					1/1	2/5		1	3			10	2	7	1		3	01:33:43	
Totals			181	347	52	14/25	56	34/44	18/43	16/24	62/168	36/42	18	3	22		93	25	95	45	10	27	07:00:00	

	Goalkeepers	M	Total			ALL Saves / Shots							9m	9m%	FB
			Saves	Shots	%	7mP	7m%	6mC	Wing	BT	NS	NS%			
1	Pusnik,Rolando	4	22	66	33	/4	0	2/14	6/11	1/2	9/27	33	11/19	58	2/16
12	Podpecan,Dusan	3	18	50	36	1/5	20	2/8	5/6	1/8	8/22	36	7/15	47	2/8
16	Lapajne,Beno	7	53	192	28	6/17	35	6/25	8/25	5/27	19/78	24	18/55	33	10/42
Totals			93	308	30	7/26	27	10/47	19/42	7/37	36/127	28	36/89	40	14/66

### Attacks

Team	All		Majority		Minority		Pos.		FB		Ind. FB		Team FB		TF	TF %
	G/Att.	%	G/Att.	%	G/Att.	%	G/Att.	%	G/Att.	%	G/Att.	%	G/Att.	%		
SLO	181/399	45	31/63	49	13/31	42	145/345	42	36/54	67	15/15	100	21/39	54	95	24

### Key:

<b>6mC</b> : 6 Metre Centre Shots	<b>Wing</b> : Wing Shots	<b>9m</b> : 9 Metre Shots	<b>7mP</b> : 7 Metre Penalty Shots
<b>FB</b> : All Fast Breaks	<b>BT</b> : Breakthroughs	<b>EX</b> : Exclusions	<b>%</b> : Efficiency
<b>Pos.</b> : Position Attacks	<b>RC</b> : Red Cards	<b>2M</b> : 2 Minute Suspensions	<b>YC</b> : Yellow Cards
<b>Ind. FB</b> : Individual Fast Break	<b>Team FB</b> : Team Fast Breaks	<b>TP</b> : Time Played	<b>TF</b> : Technical Faults
<b>Prop %</b> : Proportion of Goals	<b>ST</b> : Steals	<b>R7</b> : Received 7m-Fouls	<b>P7</b> : Penalty Fouls
<b>AS</b> : Assists	<b>BS</b> : Blocked Shots	<b>Majority</b> : Player Majority	<b>Minority</b> : Player Minority
<b>G / Att.</b> : Goals / Attacks	<b>2+2</b> : 2+2 Minute Suspensions	<b>NS</b> : Near Shots (incl. 6mC, BT, Wing)	





# 5th EUROPEAN HANDBALL CHAMPIONSHIP / EURO 2002 CUMULATIVE STATISTICS

## Slovenia (SLO)

After 7 Matches

### Overview of Shot Distribution

Players Goals/Shots

4 VUGRINEC, RENATO

3/4	1/2	3/5
4/5	/4	3/7
7/13	1/1	13/17

4-Missed 2-Post 14-Blocked

5 KOZOMARA, GORAN

1/1		
		/1
2/2		

2-Missed

6 KASTELIC, ANDREJ

1/1	1/2	2/2
2/4	/1	3/4
/1	1/1	5/5

3-Missed 3-Post

7 BRUMEN, MATJAZ

	1/1	
	/1	
1/2	1/2	2/2

1-Missed

8 BEDEKOVIC, BRANKO

1/1		
/1	1/1	2/2
1/1	1/1	/1

1-Missed

10 SOVIC, SEBASTJAN

	/1	
1/1		

11 PUNGARTNIK, ROMAN

3/3	1/1	1/1
2/5	/4	4/7
4/4		10/17

1-Missed 3-Post 1-Blocked

13 TOMSIC, TOMAZ

4/4	1/1	3/3
1/1	/3	2/2
1/1	2/4	5/6

2-Missed

15 PAJOVIC, ALES

2/3	1/3	4/4
4/10	/8	4/11
9/12	/2	8/14

7-Missed 2-Post 5-Blocked

17 PRAZNIK, ROK

1/1		/1
		/2
1/1		/1

1-Missed

18 ZORMAN, UROS

4/4	1/1	
	/1	
2/2	1/1	4/4

3-Blocked

19 LUBEJ, ZORAN

	2/2	1/1
1/4	1/2	3/4
5/5	1/1	9/9

2-Missed 1-Post

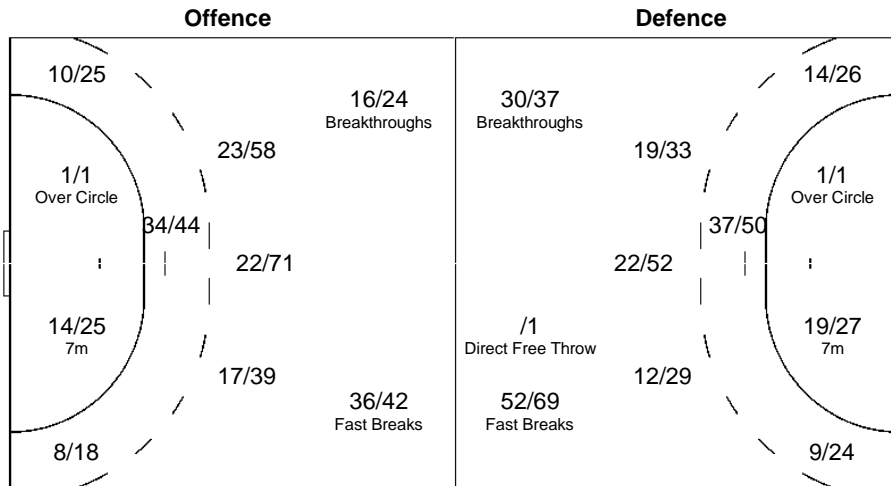
20 FICKO, BOSTIAN

2/2	1/1	
		/1

1-Blocked

Team		
Goals/Shots		
22/24	10/14	14/17
14/30	2/27	21/41
34/45	8/13	56/76

22-missed 11-Post 24-Blocked



### Goalkeepers

Goals/Shots		
5/25	11/22	5/18
15/25	6/8	14/28
16/75	17/53	4/54

15-missed 17-Post 9-Blocked

1 Pusnik, Rolando

2/6	2/5	/1
2/6	1/1	3/7
7/14	3/14	2/12

2-missed 11-Post 2-Blocked

12 Podpecan, Dusan

/6	4/6	1/1
4/4	1/2	3/3
1/13	3/8	1/7

2-missed 1-Blocked

16 Lapajne, Beno

3/13	5/11	4/16
9/15	4/5	8/18
8/48	11/31	1/35

11-missed 6-Post 6-Blocked



# 5th EUROPEAN HANDBALL CHAMPIONSHIP / EURO 2002

## CUMULATIVE STATISTICS

### Switzerland (SUI)

After 3 Matches

Coach: EHRET Arno

Time outs: 2 Avg. Time outs: 0.7

No.	Name	M	Total			All Goals / Shots							Punishments					Offence			Defence			TP	
			Goals	Shots	%	7mP	7m%	6mC	Wing	BT	9m	FB	YC	RC	2M	2+2	EX	AS	R7	TF	ST	BS	P7		
1	DOBLER,ROLF	3																						01:46:38	
2	MOSER,LORENZ	3	5	13	38				1/1	4/12							3	2	3	1		1		01:08:46	
4	MASSA,STEFAN	1											1											00:00:18	
6	LINIGER,MANUEL	3	2	5	40			1/1	1/3		/1						1		2	1				01:26:51	
7	URSIC,IWAN	3	12	26	46			8/11	1/2		3/13		1	1			7	2	3	2		1		02:35:34	
8	STETTLER,MARTIN	3											2	1	5		1		1	1	4	1		01:17:58	
9	LÄBER,ZENO	2	2	3	67				/1		2/2								2			2		01:03:44	
10	SUTER,MICHAEL	1		2	0				/2												1			00:24:37	
11	BRÜNGGER,SEVERIN	3	8	10	80			7/9		1/1		3					2	2	2	1	7	2		02:08:53	
12	BOCCARELLI,CLAUDIO																								
13	BAUMGARTNER,MARC	3	10	22	45	1/1	100				9/21			2			7		2		1	2		01:42:11	
14	KOSTADINOVICH,ROBE	3	22	38	58	3/5	60	1/2		3/3	15/28		2	1			12		4		1	2		02:45:34	
15	KELLER,MARKUS	2	2	6	33				1/4		0/1	1/1					3		1	1		2		01:30:00	
16	EBINGER,ANTOINE	3																						01:12:16	
17	LIMA,CARLOS	1	5	5	100			1/1	1/1			3/3	1	1			1		3			1		00:49:22	
18	GAUTSCHI,THOMAS	3	10	26	38					2/2	8/23	/1					6		3					01:07:18	
Totals			78	156	50	4/6	67	18/24	4/13	6/6	40/99	6/8	9	1	11			43	6	26	8	13	14		03:00:00

	Goalkeepers	M	Total			ALL Saves / Shots							9m	9m%	FB
			Saves	Shots	%	7mP	7m%	6mC	Wing	BT	NS	NS%			
1	Dobler,Rolf	3	22	73	30	1/8	13	1/6	2/7	2/10	6/25	24	13/32	41	2/8
12	Boccarelli,Claudio														
16	Ebinger,Antoine	3	10	49	20	/5	0	1/7	2/3	1/4	4/14	29	6/24	25	0/6
Totals			32	123	26	1/13	8	2/13	4/10	3/14	10/39	26	19/57	33	2/14

### Attacks

Team	All		Majority		Minority		Pos.		FB		Ind. FB		Team FB		TF	TF %
	G/Att.	%	G/Att.	%	G/Att.	%	G/Att.	%	G/Att.	%	G/Att.	%	G/Att.	%		
SUI	78/156	50	8/16	50	3/16	19	72/144	50	6/12	50	4/6	67	2/6	33	27	17

### Key:

<b>6mC</b> : 6 Metre Centre Shots	<b>Wing</b> : Wing Shots	<b>9m</b> : 9 Metre Shots	<b>7mP</b> : 7 Metre Penalty Shots
<b>FB</b> : All Fast Breaks	<b>BT</b> : Breakthroughs	<b>EX</b> : Exclusions	<b>%</b> : Efficiency
<b>Pos.</b> : Position Attacks	<b>RC</b> : Red Cards	<b>2M</b> : 2 Minute Suspensions	<b>YC</b> : Yellow Cards
<b>Ind. FB</b> : Individual Fast Break	<b>Team FB</b> : Team Fast Breaks	<b>TP</b> : Time Played	<b>TF</b> : Technical Faults
<b>Prop %</b> : Proportion of Goals	<b>ST</b> : Steals	<b>R7</b> : Received 7m-Fouls	<b>P7</b> : Penalty Fouls
<b>AS</b> : Assists	<b>BS</b> : Blocked Shots	<b>Majority</b> : Player Majority	<b>Minority</b> : Player Minority
<b>G / Att.</b> : Goals / Attacks	<b>2+2</b> : 2+2 Minute Suspensions	<b>NS</b> : Near Shots (incl. 6mC, BT, Wing)	



C

# 5th EUROPEAN HANDBALL CHAMPIONSHIP / EURO 2002 CUMULATIVE STATISTICS

## Switzerland (SUI)

After 3 Matches

### Overview of Shot Distribution

Players Goals/Shots

2 MOSER, LORENZ

		1/1
/2	/1	1/3
1/2	1/1	1/1

1-Missed 1-Blocked

4 MASSA, STEFAN


6 LINIGER, MANUEL

	/1	/1
1/2		
	1/1	

7 URSIC, IWAN

1/1	/1	1/2
1/4		1/2
5/5	2/2	1/1

3-Missed 3-Blocked

8 STETTLER, MARTIN


9 LÄBER, ZENO

		1/2
	1/1	

10 SUTER, MICHAEL


1-Missed 1-Post

11 BRÜNGGER, SEVERIN

1/1	/1	1/1
1/1		2/2
/1	1/1	2/2

13 BAUMGARTNER, MARC

2/2	1/1	2/2
2/4		1/4
1/2	/1	1/1

2-Missed 1-Post 1-Blocked

14 KOSTADINOVICH, ROBI

4/5	1/1	3/3
2/5		2/4
4/5	5/5	1/1

3-Missed 5-Post 1-Blocked

15 KELLER, MARKUS

1/1		
/1		/1
1/3		

17 LIMA, CARLOS

		1/1
1/1		
	2/2	1/1

18 GAUTSCHI, THOMAS

1/1		
1/2		1/2
5/6	1/1	1/1

2-Missed 2-Post 8-Blocked

### Goalkeepers

Goals/Shots

/10	1/5	/9
8/21	7/7	6/18
4/22	2/8	3/22

9-missed 5-Post 13-Blocked

1 Dobler, Rolf

/7	1/3	/7
5/13	5/5	6/12
3/13	1/5	1/8

5-missed 5-Post 9-Blocked

12 Boccarelli, Claudio

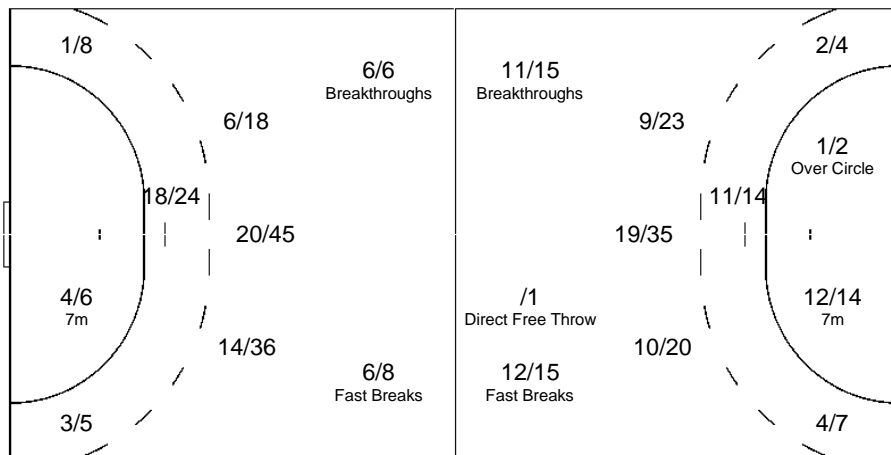

16 Ebinger, Antoine

/2	/2	/2
3/8	2/2	/6
1/9	1/3	2/14

4-missed 4-Blocked

### Offence

### Defence



Team

Goals/Shots

10/11	2/5	10/13
9/22	/1	8/18
17/24	14/15	8/8

12-missed 9-Post 14-Blocked



# 5th EUROPEAN HANDBALL CHAMPIONSHIP / EURO 2002

## CUMULATIVE STATISTICS

### Sweden (SWE)

After 8 Matches

Coach: JOHANSSON Bengt

Time outs: 5 Avg. Time outs: 0.6

No.	Name	M	Total			All Goals / Shots							Punishments					Offence			Defence			TP	
			Goals	Shots	%	7mP	7m%	6mC	Wing	BT	9m	FB	YC	RC	2M	2+2	EX	AS	R7	TF	ST	BS	P7		
1	SVENSSON,TOMAS	7															2								03:44:09
2	BOQUIST,MARTIN	5	6	12	50				2/2	1/1	2/8	1/1					5	1	4		4				01:06:37
3	WISLANDER,MAGNUS	7	23	34	68			22/29	/3		0/1	1/1	5	1	7		18	8	6	3	6	1			04:48:47
4	SIVERTSSON,THOMAS	6	3	6	50			2/4				/1			1		2	3	1						01:14:48
5	LINDGREN,OLA	8	1	2	50			/1				1/1	3		7				1	3	19	3			03:44:16
6	FRÄNDESJÖ,MARTIN	6	21	33	64			/2	13/19		2/4	6/7	3		6		2	1	5	2	6	8			05:47:49
7	FRANZÉN,MATHIAS	3	9	16	56				4/10			5/6	2		1				2	1	2				01:42:13
8	PETTERSSON,JOHAN	8	36	50	72	2/3	67	1/1	20/31			13/15	1		2		10	3	7	4		3			06:52:14
9	LÖVGREN,STEFAN	8	57	90	63	23/29	79	3/3	1/2	7/10	21/43	1/2	2				34	4	12		1	1			04:37:40
10	ERNELEND,JONAS	4	6	11	55			1/1	4/9			1/1					1	1	2	1					01:16:59
11	AHLM,MARCUS	3	5	8	63			4/5			0/1	1/2	1		2		9	5		2	1				01:37:13
12	GENTZEL,PETER	7		1	0						0/1						4								04:25:51
13	OLSSON,STAFFAN	8	25	42	60			/2		6/6	18/33	1/1	2		5		22	5	18	4	5	6			04:46:26
14	ANDERSSON,MAGNUS	8	11	20	55			2/2	/1		8/16	1/1			3		27		12	2		3			03:40:11
15	LARSSON,ANDREAS	8	15	28	54				/1	3/3	12/24				4		19	4	7			2			03:14:53
17	VRANJES,LJUBOMIR	7	17	34	50	4/8	50	1/4	/1	9/11	1/7	2/3	2		1		35	5	14	1		1			04:29:54
Totals			235	387	61	29/40	73	36/54	44/79	26/31	64/138	34/42	21	1	39		190	40	91	23	44	28			08:10:00

	Goalkeepers	M	Total			ALL Saves / Shots							9m	9m%	FB
			Saves	Shots	%	7mP	7m%	6mC	Wing	BT	NS	NS%			
1	Svensson,Tomas	7	48	138	35	3/11	27	8/27	5/13	2/9	17/51	33	26/60	43	2/16
12	Gentzel,Peter	7	70	171	41	6/13	46	15/32	13/25	1/5	30/64	47	29/71	41	5/23
Totals			118	309	38	9/24	38	23/59	18/38	3/14	47/115	41	55/131	42	7/39

### Attacks

Team	All		Majority		Minority		Pos.		FB		Ind. FB		Team FB		TF	TF %
	G/Att.	%	G/Att.	%	G/Att.	%	G/Att.	%	G/Att.	%	G/Att.	%	G/Att.	%		
SWE	235/439	54	35/51	69	20/52	38	201/383	52	34/56	61	6/6	100	28/50	56	91	21

### Key:

<b>6mC</b> : 6 Metre Centre Shots	<b>Wing</b> : Wing Shots	<b>9m</b> : 9 Metre Shots	<b>7mP</b> : 7 Metre Penalty Shots
<b>FB</b> : All Fast Breaks	<b>BT</b> : Breakthroughs	<b>EX</b> : Exclusions	<b>%</b> : Efficiency
<b>Pos.</b> : Position Attacks	<b>RC</b> : Red Cards	<b>2M</b> : 2 Minute Suspensions	<b>YC</b> : Yellow Cards
<b>Ind. FB</b> : Individual Fast Break	<b>Team FB</b> : Team Fast Breaks	<b>TP</b> : Time Played	<b>TF</b> : Technical Faults
<b>Prop %</b> : Proportion of Goals	<b>ST</b> : Steals	<b>R7</b> : Received 7m-Fouls	<b>P7</b> : Penalty Fouls
<b>AS</b> : Assists	<b>BS</b> : Blocked Shots	<b>Majority</b> : Player Majority	<b>Minority</b> : Player Minority
<b>G / Att.</b> : Goals / Attacks	<b>2+2</b> : 2+2 Minute Suspensions	<b>NS</b> : Near Shots (incl. 6mC, BT, Wing)	



# 5th EUROPEAN HANDBALL CHAMPIONSHIP / EURO 2002 CUMULATIVE STATISTICS

## Sweden (SWE)

After 8 Matches

### Overview of Shot Distribution

Players Goals/Shots

2 BOQUIST,MARTIN

		1/1
1/1	/1	
1/3	1/1	2/2

2-Missed 1-Post

3 WISLANDER,MAGNUS

3/5	/1	1/4
/2		2/3
7/8	5/5	5/5

1-Blocked

4 SIVERTSSON,THOMAS

	1/1	
/1		
	1/2	1/1

1-Missed

5 LINDGREN,OLA

1/1		
	/1	

1-Missed

6 FRÄNDESJÖ,MARTIN

7/7		/1
1/2	/1	
6/8	3/4	4/5

1-Missed 4-Post

7 FRANZÉN,MATHIAS

	/1	3/4
		/1
3/5		3/3

2-Post

8 PETTERSSON,JOHAN

	2/2	1/4
1/1	/1	1/3
10/11	6/8	15/17

2-Missed 1-Post

9 LÖVGREN,STEFAN

5/7	6/7	6/7
5/10	1/1	2/6
15/19	8/10	9/10

2-Missed 3-Post 8-Blocked

10 ERNELIND,JONAS

		1/1
/1		1/3
3/3		1/1

2-Missed

11 AHLM,MARCUS

1/1	1/1	
	/2	
2/2	1/1	

1-Missed

13 OLSSON,STAFFAN

7/7		6/6
1/2		1/6
2/3	1/2	7/8

1-Missed 2-Post 4-Blocked

14 ANDERSSON,MAGNUS

1/2	1/1	2/2
		/2
3/3	/1	4/4

4-Missed 1-Blocked

15 LARSSON,ANDREAS

4/5		4/6
1/1		/1
4/4	/1	2/5

2-Missed 1-Post 2-Blocked

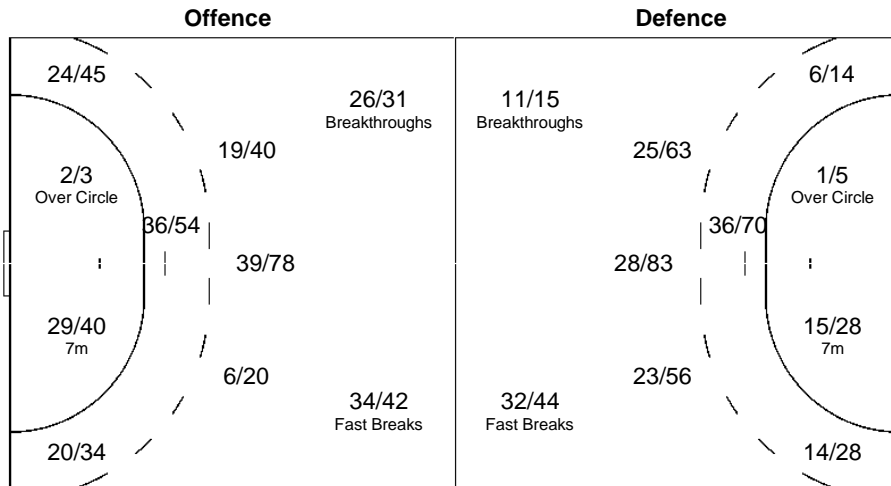
17 VRANJES,LJUBOMIR

4/5	/1	1/2
1/2		/6
3/3	3/4	5/5

5-Missed 1-Blocked

Team		
Goals/Shots		
33/40	11/15	26/38
11/23	1/8	7/31
59/72	29/39	58/66

23-missed 14-Post 17-Blocked



### Goalkeepers

Goals/Shots		
4/17	13/33	8/23
15/26	31/43	14/30
8/46	11/38	9/48

29-missed 26-Post 37-Blocked

1 Svensson,Tomas

1/8	5/16	1/7
6/15	13/17	5/10
6/23	5/20	5/21

17-missed 9-Post 16-Blocked

12 Gentzel,Peter

3/9	8/17	7/16
9/11	18/26	9/20
2/23	6/18	4/27

12-missed 17-Post 21-Blocked



# 5th EUROPEAN HANDBALL CHAMPIONSHIP / EURO 2002

## CUMULATIVE STATISTICS

### Ukraine (UKR)

After 7 Matches

Coach: TSYGANOK Vladyslav

Time outs: 4 Avg. Time outs: 0.6

No.	Name	M	Total			All Goals / Shots							Punishments					Offence			Defence			TP
			Goals	Shots	%	7mP	7m%	6mC	Wing	BT	9m	FB	YC	RC	2M	2+2	EX	AS	R7	TF	ST	BS	P7	
1	BILYK,SERGIY	6															2							02:23:57
2	SHELMENKO,SERGIY	5	12	38	32				/2		12/35	/1					6	1	1					01:16:06
3	PRUDIUS,RUSLAN	7	11	26	42			/1	7/18	1/1	1/3	2/3	2		3		5	5	4	4		2	04:43:05	
4	PROVORNIKOV,DMYTR	7	15	30	50			11/12	/2	/1	4/15		1		1		13	5	5			2	03:07:04	
5	PETRENKO,YURIY	7	19	35	54			3/6	1/3		12/22	3/4	3	2	7		7	5	9	4	1	4	03:33:42	
6	NAT,VITALIY	7	15	29	52			4/5	4/11	1/1	4/10	2/2					19	4	7	5	1	1	05:44:56	
8	BILASH,SERGEIY	3	5	11	45			1/1	1/4		0/1	3/5			1		4		1	1	1	1	01:41:01	
9	VELYKYY,OLEG	7	20	37	54	/1	0	1/2	3/4	1/1	12/24	3/5	5		3		21	5	11	2	5	6	06:04:57	
10	NATALYUK,ANDRIY	7		1	0						0/1		3		8		3		1		8	4	02:34:00	
12	KAMYSHOV,ANDRIY	2																					00:39:28	
13	KOSTETSKIY,YURIY	7	52	92	57	27/32	84		1/2	6/6	16/50	2/2			1		25	5	18	1		1	03:20:09	
14	GURKOVSKY,YEVGENY	7	16	23	70			11/16	/1		1/2	4/4	3		2		5	1	8	3	2	2	04:27:08	
15	KYSIL,VOLODYMYR	7	4	7	57			4/6			0/1		3		4		4		3				02:18:06	
16	BUDKO,YEVGENY	6													1						1	1	03:58:36	
19	ANDRONOV,VITALIY	7	6	12	50			/1	3/6		1/2	2/3			2		4		2			1	02:00:13	
20	GLADUN,OLEXANDR	4	1	4	25						0/3	1/1	1		3			1					01:07:32	
Totals			176	345	51	27/33	82	35/50	20/53	9/10	63/169	22/30	21	2	36			118	32	71	20	19	25	07:00:00

	Goalkeepers	M	Total			ALL Saves / Shots							9m	9m%	FB
			Saves	Shots	%	7mP	7m%	6mC	Wing	BT	NS	NS%			
1	Bilyk,Sergiy	6	48	115	42	8/17	47	8/24	5/10	2/6	15/41	37	24/50	48	1/7
12	Kamyshov,Andriy	2	8	31	26	/2	0	2/7	/2		2/9	22	5/15	33	1/5
16	Budko,Yevgeny	6	56	155	36	3/9	33	10/28	7/29	2/12	19/69	28	32/66	48	2/11
Totals			111	300	37	11/28	39	20/59	12/41	4/18	36/119	30	60/130	46	4/23

### Attacks

Team	All		Majority		Minority		Pos.		FB		Ind. FB		Team FB		TF	TF %
	G/Att.	%	G/Att.	%	G/Att.	%	G/Att.	%	G/Att.	%	G/Att.	%	G/Att.	%		
UKR	176/370	48	30/48	63	16/43	37	154/335	46	22/35	63	5/6	83	17/29	59	72	19

### Key:

<b>6mC</b> : 6 Metre Centre Shots	<b>Wing</b> : Wing Shots	<b>9m</b> : 9 Metre Shots	<b>7mP</b> : 7 Metre Penalty Shots
<b>FB</b> : All Fast Breaks	<b>BT</b> : Breakthroughs	<b>EX</b> : Exclusions	<b>%</b> : Efficiency
<b>Pos.</b> : Position Attacks	<b>RC</b> : Red Cards	<b>2M</b> : 2 Minute Suspensions	<b>YC</b> : Yellow Cards
<b>Ind. FB</b> : Individual Fast Break	<b>Team FB</b> : Team Fast Breaks	<b>TP</b> : Time Played	<b>TF</b> : Technical Faults
<b>Prop %</b> : Proportion of Goals	<b>ST</b> : Steals	<b>R7</b> : Received 7m-Fouls	<b>P7</b> : Penalty Fouls
<b>AS</b> : Assists	<b>BS</b> : Blocked Shots	<b>Majority</b> : Player Majority	<b>Minority</b> : Player Minority
<b>G / Att.</b> : Goals / Attacks	<b>2+2</b> : 2+2 Minute Suspensions	<b>NS</b> : Near Shots (incl. 6mC, BT, Wing)	



# 5th EUROPEAN HANDBALL CHAMPIONSHIP / EURO 2002

## CUMULATIVE STATISTICS

### Ukraine (UKR)

After 7 Matches

#### Overview of Shot Distribution

Players Goals/Shots

2 SHELMENKO, SERGIY

4/6	1/1	4/5
1/2		/3
		2/3

6-Missed 5-Post 7-Blocked

3 PRUDIUS, RUSLAN

1/2		1/2
2/5		1/2
4/4	/3	2/3

5-Missed

4 PROVORNIKOV, DMYTRI

1/1	/1	3/3
	/1	1/2
6/10	1/1	3/4

3-Missed 3-Blocked

5 PETRENKO, YURIY

3/3	2/2	1/1
1/1	2/6	1/1
6/6	1/2	2/5

3-Missed 5-Blocked

6 NAT, VITALIY

	1/2	2/3
2/5	1/3	2/3
1/3	3/4	3/3

2-Blocked

8 BILASH, SERGEIY

	1/1	/1
/1		1/1
1/1		2/3

3-Missed

9 VELEKY, OLEG

2/3		
2/5	1/4	/1
6/7	3/4	6/7

2-Missed 1-Post 3-Blocked

10 NATALIYUK, ANDRIY

	/1	

13 KOSTETSKIY, YURIY

5/6	5/6	10/10
4/6	2/2	2/4
12/15	6/13	6/11

3-Missed 4-Post 9-Blocked

14 GURKOVSKY, YEVGEN

2/3	2/3	
	1/3	1/2
3/3	1/2	6/6

1-Missed

15 KYSIL, VOLODYMYR

	1/1	
	1/1	
	/2	2/2

1-Missed

19 ANDRONOV, VITALIY

	1/1	/1
/2	1/2	
1/2		3/4

20 GLADUN, OLEXANDR

		/1
1/2		

1-Blocked

#### Goalkeepers

Goals/Shots

7/20	2/10	5/21
17/34	12/13	19/26
16/61	16/45	16/69

24-missed 17-Post 17-Blocked

1 Bilyk, Sergiy

5/14	/3	2/8
6/13	5/5	9/10
8/21	6/19	6/21

7-missed 5-Post 6-Blocked

12 Kamyshov, Andriy

/1	1/3	1/3
/1	1/2	1/3
1/8	1/6	2/4

3-Post

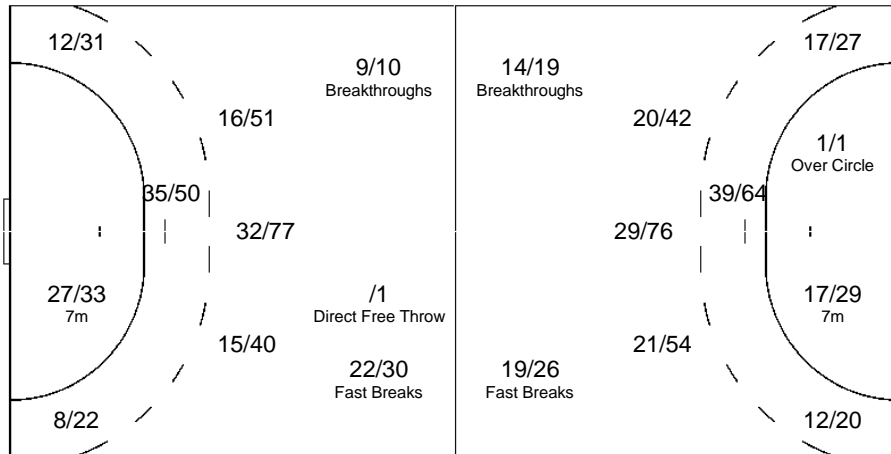
16 Budko, Yevgeny

2/5	1/4	2/10
11/20	6/6	9/13
7/32	10/21	8/44

17-missed 10-Post 11-Blocked

#### Offence

#### Defence



Team

Goals/Shots

18/24	14/19	21/26
12/27	9/22	9/20
41/53	15/31	37/51

27-missed 10-Post 30-Blocked



# 5th EUROPEAN HANDBALL CHAMPIONSHIP / EURO 2002

## CUMULATIVE STATISTICS

### Yugoslavia (YUG)

After 7 Matches

Coach: ZIVKOVIC Zoran

YC Coach: 1

Time outs: 7

Avg. Time outs: 1.0

No.	Name	M	Total			All Goals / Shots							Punishments					Offence			Defence			TP	
			Goals	Shots	%	7mP	7m%	6mC	Wing	BT	9m	FB	YC	RC	2M	2+2	EX	AS	R7	TF	ST	BS	P7		
1	PULJEZEVIC,NENAD	1																							00:08:40
2	DJURKOVIC,RATKO	5		2	0			/1			/1	1	3				1	2						3	00:49:59
3	KOVACEVIC,JOVAN	7	6	17	35			/1	1/1	4/14	1/1		2				1	3					1	01:07:59	
5	GRBIC,DUSKO	6	5	16	31			/1		2/2	3/12	/1	2	4			2		6	1	3	2		01:56:58	
6	DODER,TIHOMIR	4	3	9	33					3/9			1				1		1		1	1		00:42:41	
8	JOVANOVIC,NEDELJKO	7	46	74	62	16/19	84	5/6		9/12	11/30	5/7		1	9		28	7	24	5	5	7		06:14:42	
10	MAKSIC,NENAD	7	14	23	61			1/1	7/7		1/6	5/9					6	4	7	2	1	1		03:50:54	
12	PERIC,DEJAN	7															3		3					05:02:37	
13	PETRIC,VLADIMIR	7	18	38	47			/1		3/4	12/30	3/3	2	2			16		7	2		1		03:11:34	
14	BOJINOVIC,MLADEN	6	12	24	50			1/2	1/1	7/9	2/11	1/1	5	3			13	2	11	1	3	3		03:16:12	
15	MATIC,VLADAN	7	25	32	78	5/7	71	5/5	7/11			8/9					4	2	10	5	1	2		06:38:55	
16	STERBIK,ARPAD	6																						01:48:43	
17	MILOSAVLJEVIC,ZIKICA	7	11	21	52	1/1	100	1/1	2/8		7/11			1			8	2	2	2		5		03:42:30	
19	LISICIC,BLAZO	6	17	31	55					3/3	14/27	/1	2	3			12		6	1	3	4		03:09:28	
20	SKRBIC,DRAGAN	7	26	39	67			16/25	1/1	1/1	2/6	6/6	6	1	8		13	9	13	2	5	6		06:32:58	
21	GOLIC,NEBOJSA	2	2	4	50			1/1			0/2	1/1					7	1	1			1		00:45:10	
Totals			185	330	56	22/27	81	30/44	18/29	26/32	52/147	37/51	18	2	36			115	27	96	21	22	37		07:00:00

	Goalkeepers	M	Total			ALL Saves / Shots							9m			FB
			Saves	Shots	%	7mP	7m%	6mC	Wing	BT	NS	NS%	9m	9m%		
1	Puljezevic,Nenad	1		6	0	/1	0	/1	/2		/3	0	0/1	0	0/1	
12	Peric,Dejan	7	90	220	41	6/21	29	7/21	21/46	1/8	30/77	39	44/86	51	10/36	
16	Sterbik,Arpad	6	37	93	40	5/13	38	6/16	5/11	2/5	13/32	41	16/28	57	3/20	
Totals			127	319	40	11/35	31	13/38	26/59	3/13	43/112	38	60/115	52	13/57	

### Attacks

Team	All		Majority		Minority		Pos.		FB		Ind. FB		Team FB		TF	TF %
	G/Att.	%	G/Att.	%	G/Att.	%	G/Att.	%	G/Att.	%	G/Att.	%	G/Att.	%		
YUG	185/388	48	27/39	69	26/61	43	148/324	46	37/64	58	14/16	88	23/48	48	104	27

### Key:

<b>6mC</b> : 6 Metre Centre Shots	<b>Wing</b> : Wing Shots	<b>9m</b> : 9 Metre Shots	<b>7mP</b> : 7 Metre Penalty Shots
<b>FB</b> : All Fast Breaks	<b>BT</b> : Breakthroughs	<b>EX</b> : Exclusions	<b>%</b> : Efficiency
<b>Pos.</b> : Position Attacks	<b>RC</b> : Red Cards	<b>2M</b> : 2 Minute Suspensions	<b>YC</b> : Yellow Cards
<b>Ind. FB</b> : Individual Fast Break	<b>Team FB</b> : Team Fast Breaks	<b>TP</b> : Time Played	<b>TF</b> : Technical Faults
<b>Prop %</b> : Proportion of Goals	<b>ST</b> : Steals	<b>R7</b> : Received 7m-Fouls	<b>P7</b> : Penalty Fouls
<b>AS</b> : Assists	<b>BS</b> : Blocked Shots	<b>Majority</b> : Player Majority	<b>Minority</b> : Player Minority
<b>G / Att.</b> : Goals / Attacks	<b>2+2</b> : 2+2 Minute Suspensions	<b>NS</b> : Near Shots (incl, 6mC, BT, Wing)	





# 5th EUROPEAN HANDBALL CHAMPIONSHIP / EURO 2002 CUMULATIVE STATISTICS

## Yugoslavia (YUG)

After 7 Matches

### Overview of Shot Distribution

Players Goals/Shots

2 DJURKOVIC,RATKO

		/1
	/1	

2-Missed 1-Post 4-Blocked

3 KOVACEVIC,JOVAN

1/1	/1	1/1
1/2		
2/2		1/1

4-Missed 1-Post 4-Blocked

5 GRBIC,DUSKO

		1/1
		/3
1/1	1/1	2/3

3-Missed 3-Post 1-Blocked

6 DODER,TIHOMIR

		1/2
		/1
1/2		1/2

1-Missed 1-Blocked

8 JOVANOVIC,NEDELJKO

8/8	3/3	1/1
1/4	/3	2/4
13/18	6/10	12/13

2-Missed 3-Post 5-Blocked

10 MAKUSIC,NENAD

3/4	1/1	2/2
/1		/1
2/3	2/2	4/4

3-Post 2-Blocked

13 PETRIC,VLADIMIR

2/3	2/2	2/4
/2	/1	2/2
7/10	1/3	2/4

2-Missed 1-Post 4-Blocked

14 BOJINOVIC,MLADEN

2/3	/1	1/1
1/2	/1	4/4
2/3	1/1	1/4

3-Missed 1-Blocked

15 MATIC,VLADAN

1/1	1/1	6/6
2/2	/1	2/2
2/5	5/7	6/6

1-Post

17 MILOSAVLJEVIC,ZIKIC/

	/1	1/1
2/3		
2/4	2/3	4/5

4-Post

19 LISICIC,BLAZO

2/3	/1	
		/1
9/11		6/8

2-Missed 3-Post 2-Blocked

20 SKRBIC,DRAGAN

3/3	1/2	/1
1/1	/1	3/4
7/7	4/7	7/9

2-Missed 1-Post 1-Blocked

21 GOLIC,NEBOJSA

2/2		/1

1-Missed

### Goalkeepers

Goals/Shots

10/31	10/22	8/27
21/30	19/19	15/26
20/70	9/29	15/65

22-missed 22-Post 23-Blocked

1 Puljezevic,Nenad

	/1	/1
/3		/1

1-missed

12 Peric,Dejan

7/24	6/12	5/20
13/19	14/14	11/18
17/55	7/16	10/42

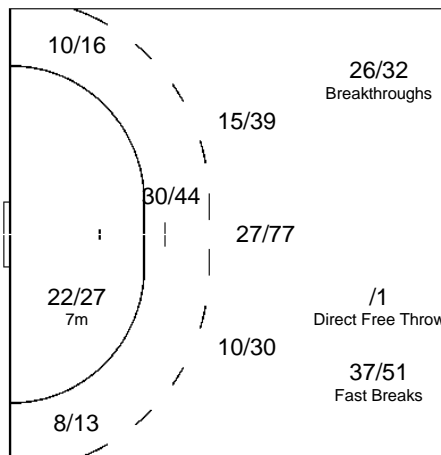
17-missed 17-Post 16-Blocked

16 Sterbik,Arpad

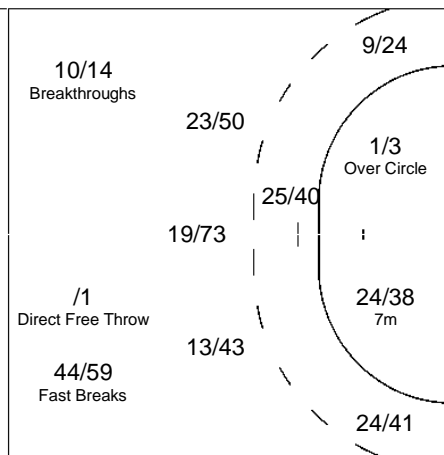
3/7	4/9	3/6
8/11	5/5	4/8
3/12	2/13	5/22

4-missed 5-Post 7-Blocked

### Offence



### Defence



Team

Goals/Shots

22/26	8/13	16/20
8/17	/7	13/23
50/68	22/35	46/60

20-missed 20-Post 21-Blocked